

All-Russian Institute OF Plant Protection RAAS

ISSN 2310-0605 (Online)

ISSN 1815-3682 (Print)

**ВЕСТНИК  
ЗАЩИТЫ РАСТЕНИЙ**  
*Приложения*

**PLANT PROTECTION NEWS**  
*Supplements*

Issue 13  
Online edition

**Igor Ya. GRICHANOV & Oleg P. NEGROBOV**

**PALAEARCTIC SPECIES OF THE  
GENUS *SCIAPUS* ZELLER  
(DIPTERA: DOLICHOPODIDAE)**

ISBN 978-5-93717-061-3

St.Petersburg  
2014

# ВЕСТНИК ЗАЩИТЫ РАСТЕНИЙ

## Приложения

Продолжающееся издание, выходит с 2004 г.

Учредитель – Всероссийский НИИ защиты растений (ВИЗР)

Главный редактор В.А.Павлюшин  
Зам. гл. редактора В.И.Долженко  
Отв. секретарь И.Я.Гричанов

### Редакционный совет

А.Н.Власенко, академик, СибНИИЗХим	С.Прушински, д.б.н., профессор, Польша
Патрик Гроотаерт, доктор наук, Бельгия	Т.Ули-Маттила, профессор, Финляндия
В.И.Долженко, академик, ВИЗР	Е.Е.Радченко, д.б.н., ВИР
Ю.Т.Дьяков, д.б.н., профессор, МГУ	И.В.Савченко, академик
В.А.Захаренко, академик	С.С.Санин, академик, ВНИИФ
С.Д.Каракотов, д.х.н., ЗАО Щелково Агрохим	С.Ю.Синев, д.б.н., ЗИН
В.Н.Мороховец, к.б.н., ДВНИИЗР	К.Г.Скрябин, академик, "Биоинженерия"
В.Д.Надыкта, академик, ВНИИБЗР	М.С.Соколов, академик, РБКООО "Биоформатек"
В.А.Павлюшин, академик, ВИЗР	С.В.Сорока, к.с.-х.н., Белоруссия

О.С.Афанасенко,  
член-корреспондент

И.А.Белоусов, к.б.н.  
Н.А.Белякова, к.б.н.  
Н.А.Вилкова, д.с.-х.н., проф.  
Н.Р.Гончаров, к.с.-х.н.  
И.Я.Гричанов, д.б.н.

### РЕДАКЦИОННАЯ КОЛЛЕГИЯ

А.Ф.Зубков, д.б.н., проф.  
В.Г.Иващенко, д.б.н., проф.  
М.М.Левитин, академик  
Н.Н.Лунева, к.б.н.

А.К.Лысов, к.т.н.  
Г.А.Наседкина, к.б.н.  
В.К.Моисеева (секр.), к.б.н.  
Н.Н.Семенова, д.б.н.  
Г.И.Сухорученко, д.с.-х.н., проф.  
С.Л.Тюттерев, д.б.н., проф.  
А.Н.Фролов, д.б.н., проф.  
И.В.Шамшев, к.б.н.

### Редакция

И.Я.Гричанов (зав. редакцией), А.Ф.Зубков, С.Г.Удалов, Е.О.Вяземская

Россия, 196608, Санкт-Петербург-Пушкин, шоссе Подбельского, 3, ВИЗР  
E-mail: Grichanov@mail.ru, vizrspb@mail333.com  
vestnik@iczr.ru

© Всероссийский НИИ защиты растений (ВИЗР)  
2014© И.Я. Гричанов и О.П. Негрбов (Вып. 13: ISBN 978-5-93717-061-3)

УДК: 595.772(470.6)

Палеарктические виды рода *Sciapus* Zeller (Diptera: Dolichopodidae). Гричанов И.Я., Негрбов О.П. Санкт-Петербург: ВИЗР, 2014, 84 с. (Приложения к журналу «Вестник защиты растений», №13). ISBN 978-5-93717-061-3.

Palaeartic species of the genus *Sciapus* Zeller (Diptera: Dolichopodidae). Igor Ya. Grichanov & Oleg P. Negrobov. St.Petersburg: VIZR, 2014, 84 p. («Plant Protection News, Supplements», N13). ISBN 978-5-93717-061-3.

В книге приведен обзор данных по фауне и систематике палеарктического рода хищных мух-зеленушек *Sciapus* Zeller, 1842. Описаны десять новых для науки видов: *Sciapus longitarsis* из Израиля, Голанских высот и Палестины; *S. freidbergi* из Израиля; *S. adana* из Турции; *S. occidasiaticus* из Израиля и Палестины; *S. iranicus* из Ирана; *S. canariensis* из Испании (Канарские острова); *S. litoralis* из Греции и Турции; *S. corsicanus* из Франции (Корсика); *S. pseudobellus* из Италии; *S. vladimiri* из России (Якутия). Обсуждается таксономический статус и признаки ряда видов. Составлен каталог и определитель 66 палеарктических видов *Sciapus*, в основном, по вторичным половым признакам самцов. Выделены 5 видовых групп.

Рецензенты:

доктор биологических наук, профессор В.В. Голуб  
кандидат биологических наук И.В. Шамшев

Работа выполнена в рамках Программы фундаментальных научных исследований в Российской Федерации на долгосрочный период (2013–2020 годы) (утверждена распоряжением Правительства Российской Федерации от 27 декабря 2012 г. № 2538-р). Исследование поддержано грантом РФФИ (14-04-00264а).

Рекомендовано к печати редакционной коллегией Всероссийского научно-исследовательского института защиты растений 24 сентября 2014 г.

urn:lsid:zoobank.org:pub:6F9E8530-AF57-41AA-B20C-C2BE2AAF0522

**PALAEARCTIC SPECIES OF THE GENUS *SCIAPUS* ZELLER**  
**(DIPTERA: DOLICHOPODIDAE)**

**IGOR YA. GRICHANOV<sup>1</sup> & OLEG P. NEGROBOV<sup>2</sup>**

<sup>1</sup>*All-Russian Institute of Plant Protection, Podbelskogo 3, St. Petersburg-Pushkin, 196608, RUSSIA. E-mail: grichanov@mail.ru*

<sup>2</sup>*Department of Ecology and Systematics of Invertebrate Animals, Biological-Soil Sciences Faculty, Voronezh State University, Universitetskaya pl. 1, Voronezh 394006 RUSSIA. E-mail: negrobov@list.ru*

**Table of contents**

Introduction.....	5
Material and methods.....	6
Review of Palaearctic species of the genus <i>Sciapus</i> .....	7
Doubtful species of <i>Sciapus</i> .....	30
Descriptions of new species.....	31
<i>Sciapus longitarsis</i> <b>sp. nov.</b> .....	31
<i>Sciapus freidbergi</i> <b>sp. nov.</b> .....	35
<i>Sciapus adana</i> <b>sp. nov.</b> .....	40
<i>Sciapus occidasiaticus</i> <b>sp. nov.</b> .....	44
<i>Sciapus iranicus</i> <b>sp. nov.</b> .....	48
<i>Sciapus canariensis</i> <b>sp. nov.</b> .....	52
<i>Sciapus litoralis</i> <b>sp. nov.</b> .....	56
<i>Sciapus corsicanus</i> <b>sp. nov.</b> .....	60
<i>Sciapus pseudobellus</i> <b>sp. nov.</b> .....	64
<i>Sciapus vladimiri</i> <b>sp. nov.</b> .....	67
Key to Palaearctic species of the genus <i>Sciapus</i> (males).....	70
Discussion.....	77
Acknowledgements.....	78
References.....	78

### Abstract

Systematic and faunistic information on the Palaearctic species of the predatory genus *Sciapus* Zeller, 1842 is reviewed. New records for known species are given. Ten new species are described: *Sciapus longitarsis* from Israel, Golan Heights and West Bank; *S. freidbergi* from Israel; *S. adana* from Turkey; *S. occidasiaticus* from Israel and West Bank; *S. iranicus* from Iran; *S. canariensis* from Spain (Canary Islands); *S. litoralis* from Greece and Turkey; *S. corsicanus* from France (Corsica); *S. pseudobellus* from Italy; *S. vladimiri* from Russia (Yakutia). *Sciapus cornuflexus* Parent, 1938 is placed in synonymy with *S. albifrons* (Meigen, 1830). The taxonomic status and characters of some species of the genus are discussed. A check list of Palaearctic species of *Sciapus* is compiled, as well as a revised key to 66 species based mainly on male secondary sexual characters, and 5 species groups are defined.

**KEY WORDS:** Dolichopodidae, *Sciapus*, Palaearctic, zoogeography, new species, key, entomophage, predator.

### Introduction

The genus *Sciapus* Zeller, 1842 contains about 70 mainly Holarctic species including 56 recognized species from the Palaearctic Region, seven from the Nearctic Region, one from Orient and one species from Afrotropics (Grichanov, 2003–2014). This genus is defined by the following complex of characters (Bickel, 1994; Grichanov et al., 2011). Hind femur with distinct anterior preapical bristle in both sexes (absent in some Palaearctic species and present in some species of tropical sciapodine genera); propleuron usually without strong ventral setae; male cerci either free and simple or fused, rarely each cercus with a long apicoventral projection; postgonite (or proctiger or “Organ X”) often unpaired, projected and fused with ventral side of fused cerci, sometimes reduced, sometimes free and bilobed; female fore femur bearing usually group of 3–6 strong ventral setae.

The last key to the Palaearctic fauna of *Sciapus* was published by Becker (1918), containing 31 species of this genus. Later keys were compiled for some parts of western Palaearctic by Parent (1938), Meuffels & Grootaert (1990) and Grichanov (2006, 2007). Several new species have been described during recent decades from other parts of the Palaearctic Region (Negrobov, 1973; Negrobov & Shamshev, 1986a; Negrobov & Selivanova, 2009,

Negrobov & Grichanov, 2010; Negrobov, Maslova & Selivanova, 2012). Many old species have been redescribed (Meuffels & Grootaert, 1990; Negrobov & Pont, 2005; Negrobov & Maslova, 2006; Negrobov & Selivanova, 2006), and *Sciapus exul* Parent, 1932 has been transferred to *Amblypsilopus* Bigot, 1888 (Bickel, 1994). Nevertheless, many undescribed species are still kept in various collections, and *Sciapus* needs a review on the Palaearctic Region scale.

Several species of the genus were observed as predators on small sciarid, psichodid and other flies, Thysanoptera, Collembola, Arachnida (Ulrich, 2005), occurring in many natural and agricultural ecosystems including gardens, orchards, vineyards, grain, sugar beet and other field crops (Meuffels & Grootaert, 1990; Grichanov, 1997).

All known Palaearctic species are here keyed. Many recently described species are known by males only with their females being probably poorly distinguished; therefore a key to males only is here provided. Ten new species discovered during recent collection trips to various countries are described and illustrated. In addition, a check list of Palaearctic species is given. With the new species described here, the Palaearctic fauna of *Sciapus* now totals 66 recognized species.

### **Material and methods**

The holotypes and paratypes of the new species and other material cited are housed at the Zoological Institute of the Russian Academy of Sciences, St. Petersburg, Russia [ZIN], the Natural History Museum of Denmark [ZMUC], Finnish Museum of Natural History, Helsinki, Finland [MZH], Department of Zoology, Tel Aviv University, Israel [TAU]; Natural History Museum, Berlin, Germany [MFN], Voronezh State University, Voronezh, Russia [VSU], Zoological Museum of Moscow State University, Moscow, Russia [MZUM], All-Russian Institute of Plant Protection, St. Petersburg, Russia [VIZR].

Morphological terminology mainly follows Cumming and Wood (2009). Body length is measured from the base of the antenna to the tip of abdominal segment 6. Wing length is measured from the base to the wing apex. The relative lengths of the tarsomeres should be regarded as representative ratios and not measurements (if not specified). Male genitalia were macerated in 10% KOH. Figures showing the male genitalia in lateral view are oriented as they appear on the intact specimen (rotated 180° and lateroflexed to the right), with the morphologically ventral surface of the genitalia facing up, dorsal surface down, anterior end fac-

ing right and posterior end facing left. Information on world distribution for known species follows Grichanov (2003–2014).

### Review of Palaearctic species of the genus *Sciapus*

*Sciapus* Zeller, 1842: 831 (nom. nov. for *Psilopus* Meigen, 1824, nec Poli, 1795). Type species: *Dolichopus platypterus* Fabricius, 1805 (automatic).

urn:lsid:zoobank.org:act:C95C4EEA-8E59-4157-A3D6-B30E70C365C0

See Bickel (1994) for redescription of the genus and synonymy.

#### *Sciapus aberrans* Becker, 1918

##### Figs. 1–2

*Sciapus aberrans* Becker, 1918: 187, Fig. 339.

##### Type locality

[Lebanon:] Beirut.

##### Material

2♂, 7♀, [Cyprus:] Cyprus, Ayia Napa, 10 km W Capo Greco, 13-23.VI.1983, B. Petersen leg. [ZMUC].

##### Distribution

Cyprus, Germany, Greece, Italy, Lebanon, Turkey (Adana). New for Cyprus.

#### *Sciapus adumbratus* Becker, 1902

*Psilopus adumbratus* Becker, 1902: 62.

*Sciapus adumbratus* (Becker, 1902); Bezzi, 1903: 289; Becker, 1918: 178, Fig. 332; Negrobov & Maslova, 2006: 66, Fig. 1.

##### Type locality

[Egypt:] "Siala". Originally published as "Kairo, Assiut, Alexandrien, Wüste bei Siala".

##### Material

2♂, [United Arab Emirates:] U.A.E., Ras al Khaimah, shore dunes, light traps, 6-9.IV.1990, K. Mikkola leg. [MZH]; [Morocco:] Maroc, Ait Melloul pr Oued. Sous, 27.II-2.III.1961, Lindberg [MZH]; 3♂, Morocco: near Ouarzazate, 1100 m, 31.227 N, 7.812 W, 12.V.2012, N.

Vikhrev [MZUM]; 4♂, 2♀, **Morocco**: near Essaouira, 23-26.III.2009, N. Vikhrev [MZUM]; 2♂, [**Turkmenistan**:] Repetek, 24.IV & 4.V.1990, A.L. Ozerov [MZUM].

**Distribution**

Egypt, Iraq, Morocco, Oman, Tunisia, Turkmenistan, United Arab Emirates. New for Morocco, Turkmenistan, United Arab Emirates.

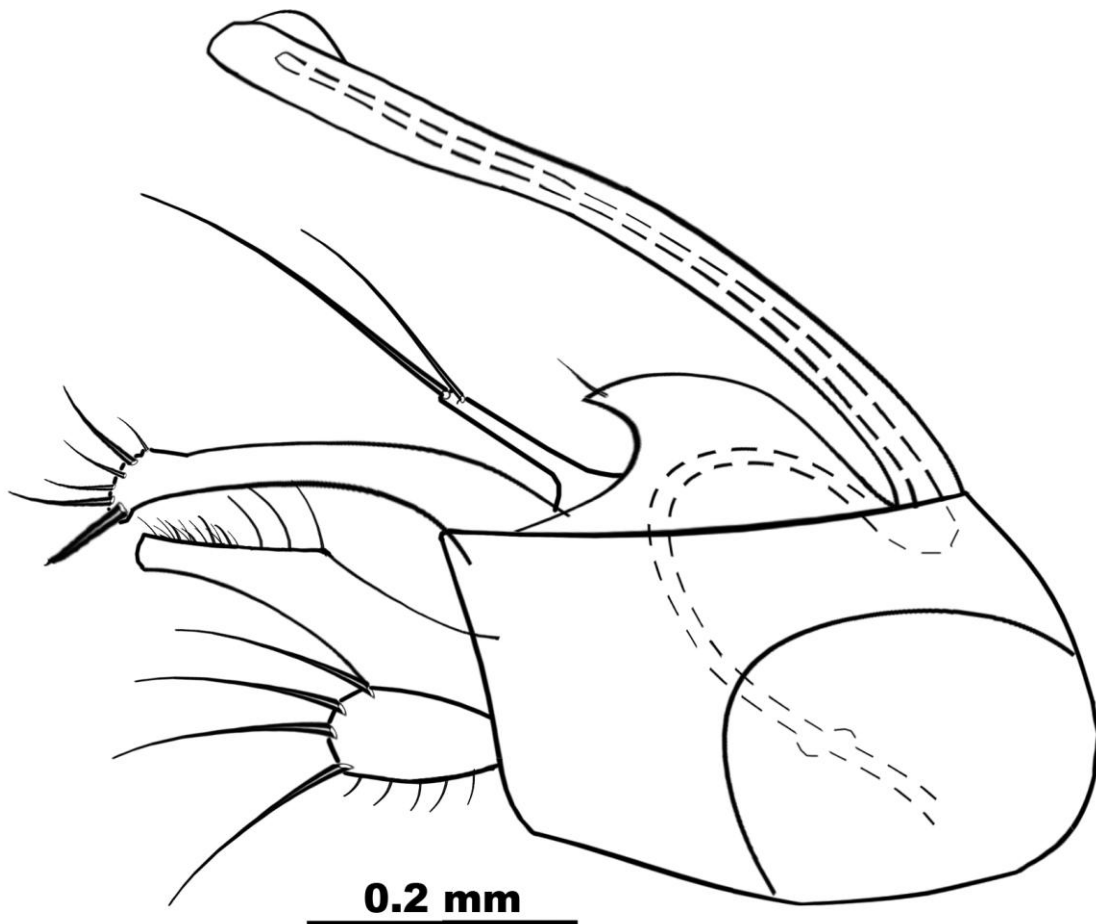


Fig. 1. *Sciapus aberrans* Becker, hypopygium.



Fig. 2. *Sciapus aberrans* Becker, fore tarsus.



*Sciapus albifrons* (Meigen, 1830)

*Psilopus albifrons* Meigen, 1830: 360.

*Sciapus albifrons* (Meigen, 1830); Bezzi, 1903: 289; Parent, 1938: 682, Figs. 945-947.

*Sciapus lobipes* Zeller, 1842: 833 (nec Meigen, 1824).

*Sciapus cornuflexus* Parent, 1938: 684 (nom. nov. for *Sciapus contristans* Becker, 1918: 179, Fig. 333; nec *Dolichopus contristans* Wiedemann, 1817), **syn. nov.**

**Type locality**

Not given.

**Material**

13♂, 2♀, [**Russia:**] Leningrad Region, Luga distr., Yashchera, 17.VII.1965, 23.VII.1965, 29.VI.1966, 27.VI.1967, 4.VII.1967, 11.VII.1967, 16.VII.1967, 21.VII.1967, 5.VIII.1967, 11.VIII.1967, 24.VI.1968, 6.VII.1968, A. Stackelberg [ZIN]; 2♂, [**Russia:**] St.Petersburg, Pushkin, 16-15 and 23-27.VII.1998, Grichanov [ZIN].

**Distribution**

Austria, Belgium, Czech, Estonia, Finland, France, Germany, Hungary, Latvia, Lithuania, Netherlands, "Palestine", Poland, Romania, Russia (Karachai-Cherkessia, Leningrad, Moscow, Novosibirsk, Pskov, Ryazan, Voronezh), Slovakia, Turkey (Buharkent), Ukraine (Kher-son).

**Remarks.** Parent (1938) and Meuffels & Grootaert (1990) noted that Becker's Fig. 333 (Becker, 1918) with strongly bent "horns of Organ X" provided for *S. contristans* did not correspond with any species of the *S. contristans* species group. Parent (1938) gave a new name *S. cornuflexus* for a species pictured by Becker (1918). At the same time, the Fig. 333 is very similar to Becker's Fig. 322 provided for *S. albifrons*, both having no principal differences in morphology of hypopygium, and Becker's diagnosis of *S. contristans* emphasized the similarity of "Organ X" with that in *S. adumbratus*, which has almost straight "horns of Organ X". Therefore, we consider the Fig. 333 as a technical error, and the name *S. cornuflexus* Parent, 1938, as a synonym of *S. albifrons*.

*Sciapus albovittatus* Strobl, 1909

*Sciapus albovittatus* Strobl: in Czerny & Strobl, 1909: 183; Becker, 1918: 174, Figs. 32.

**Type locality**

Spain: Algeciras.

**Distribution**

Algeria (?), Spain.

*Sciapus algirus* (Macquart, 1849)

*Psilopus algirus* Macquart: in Lucas, 1849: 462.

*Sciapus algirus* (Macquart, 1849); Bezzi, 1903: 289.

*Sciapus albimanus* Becker, 1918: 156; Parent, 1926: 208; Type locality: [Spain:] "Algerius (Spanien, Algeciras)"; Negrobov & Maslova, 2006: 67, Figs. 3-5.

**Type locality**

Algeria.

**Distribution**

Algeria, Spain.

*Sciapus basilicus* Meuffels et Grootaert, 1990

*Sciapus basilicus* Meuffels et Grootaert, 1990: 168, Figs. 8-10.

**Type locality**

Netherlands: Noord-Holland, Overveen.

**Material**

2♂, **Russia**: [Krasnodar Terr.], Sochi reg., Nizhevysokoe, Mzymta river, 8-10.VI.2008, K. Tomkovich [MZUM]; 1♂, 1♀, [**Russia**:] Leningrad Region, Vyborg distr., Bolshoi Bere-zovyi Isl., 16.VII.1980, Kandybina [ZIN].

**Distribution**

Austria, Denmark, Finland, Germany, Netherlands, Norway, Romania, Russia (Krasnodar, Leningrad), Sweden, Switzerland, UK. New for Russia.

*Sciapus bellus* Loew, 1873

*Psilopus bellus* Loew, 1873: 44.

*Sciapus bellus* (Loew, 1873); Bezzi, 1903: 289; Negrobov & Pont, 2005: 18, Figs. 4-9.

**Type locality**

Romania: "Herculesbad" [=Baile Herculane].

**Distribution**

Austria, Czech, Germany, Greece, Hungary, Italy, Poland, Romania, Slovakia, Switzerland, "Ukraine".

*Sciapus calceolatus* (Loew, 1859)

*Psilopus calceolatus* Loew, 1859: 1.

*Sciapus calceolatus* (Loew, 1859); Bezzi, 1903: 289; Negrobov & Selivanova, 2006: 157, Figs. 1-5.

**Type locality**

Spain: Ferrol.

**Distribution**

Spain.

*Sciapus contristans* (Wiedemann, 1817)

*Dolichopus contristans* Wiedemann, 1817: 72; Meuffels & Grootaert, 1990: 161.

*Psilopus contristans* (Wiedemann, 1817); Macquart, 1827: 27.

*Sciapus contristans* (Wiedemann, 1817); Strobl, 1906: 320; Meuffels & Grootaert, 1990: 172, Figs. 11-13.

*Psilopus flexus* Loew, 1869: 55 (nec Loew, 1858). Type locality: not given [Augsburger Umgegend, Germany]; Negrobov, 1991: 14; Meuffels & Grootaert, 1990: 164.

*Sciapus flexus* (Loew, 1869) (nec Loew, 1858); Bezzi, 1903: 290.

*Psilopus loewi* Becker, 1902: 62 (nom.nov. for *Psilopus flexus* Loew, 1869, nec Loew, 1858) (synonymized by Meuffels et Grootaert, 1990: 164).

*Sciapus loewi* (Becker, 1902); Bezzi, 1903: 290.

*Psilopus vialis* Raddatz, 1873: 331. Type locality: Germany: Mecklenburg; synonymized by Meuffels & Grootaert, 1990: 164.

*Sciapus vialis* (Raddatz, 1873); Bezzi, 1903: 292.

**Type locality**

Germany: Schleswig-Holstein, [Kiel].

**Distribution**

Austria, ?Belarus, Belgium, Bulgaria, Czech, Egypt, Estonia, France, Germany, Hungary, ?Israel, Italy, Netherlands, Poland, Romania, ?Russia, Slovakia, Spain, UK, ?Ukraine, "Yugoslavia".

**Remarks**

Meuffels & Grootaert (1990) made a reassessment of species concepts of *S. contristans* and its close relatives. As a result, most of old records of that species need confirmation. It was recently excluded from Denmark, Finland and Sweden; see Grichanov (2010). Reliable area of the species distribution includes Belgium, France, Germany and Netherlands.

*Sciapus costae* (Mik, 1890)

*Psilopus costae* Mik, 1890: 158 (nom. nov. for *Psilopus eximius* A. Costa, 1886, nec Walker, 1852).

*Sciapus costae* (Mik, 1890); Bezzi, 1903: 290; Parent, 1938: 685, Figs. 952-954.

*Psilopus eximius* A. Costa, 1886: 39 (nec Walker, 1852). Type locality: Italy, Sicily.

*Sciapus eximius* (A. Costa, 1886); Bezzi, 1903: 290.

*Sciapus mediterraneus* Becker, 1907: 102. Type locality: Tunisia: "Tabarka, Hafenstadt bei Bizerta im Norden von Tunis" (synonymized by Becker, 1918: 163).

**Type locality**

Italy: Sicily (automatic).

**Distribution**

Italy, France, Morocco, Tunisia.

*Sciapus discretus* Parent, 1926

*Sciapus discretus* Parent, 1926: 27; Parent, 1938: 686, Figs. 955-956.

**Type locality**

[Poland:] "Prusse orientalis: Osterode".

**Distribution**

France, Poland.

*Sciapus dytei* Negrobov, Maslova et Selivanova, 2012

*Sciapus dytei* Negrobov, Maslova & Selivanova, 2012: 164, Figs. 3-6.

**Type locality**

Russia: Primorje, Ussuri Reserve.

**Distribution**

Russia (Vladivostok).

*Sciapus euchromus* (Loew, 1857)

*Psilopus euchromus* Loew, 1857: 6.

*Sciapus euchromus* (Loew, 1857); Bezzi, 1903: 290; Negrobov & Selivanova, 2006: 159, Figs. 6-8.

**Type locality**

Not given.

**Material**

1♂, [**Golan Heights:**] “Israel: Baniass [Paneas], 10.VII.1975, M. Kaplan” [TAU]; 2♂, “Israel: Baniass, 13.VI.1982 A.Freidberg” [TAU]; 3♂, **Bulgaria:** Varna, 17.VII.1968, E. Thuneberg [MZH].

**Distribution**

Bulgaria, Hungary, Golan Heights. New for Bulgaria and Middle East.

**Remarks**

The species was described by a female. Lichtwardt (1913) associated his material (males and females) collected by Kertész from Gyon (Hungary) with this name, comparing the species with *Sciapus longulus*. One of those males was recently described and firstly figured by Negrobov & Selivanova (2006). *S. euchromus* males were also briefly described by Becker (1918) and Parent (1938), who did not give new distributional records. All three descriptions are somewhat different, but apparently belonging to the same species.

*Sciapus euzonus* (Loew, 1859)

*Psilopus euzonus* Loew, 1859: 2.

*Sciapus euzonus* (Loew, 1859); Bezzi, 1903: 290; Becker, 1918: 176, Fig. 331.

*Psilopus eutarsus* Schiner, 1862: 183. Type locality: Italy: Sicily.

*Sciapus eutarsus* (Schiner, 1862); Bezzi, 1903: 290.

*Sciapus auresi* Vaillant, 1952: 38, Fig. 1 (as a variation of *Sciopus euzonus*). Type locality: Algeria: "d'Oues Baughara, Ruisseau des Singes, Arr Is."; Negrobov, 1991: 15 (as a subspecies of *Sciapus euzonus*; unavailable name according to ICZN, 45.6.4.1, as published after 1980).

**Type locality**

Italy: Sicily.

**Distribution**

Algeria, Czech, France, Italy, ?Morocco, Spain, former Yugoslavia.

*Sciapus evanidus* (Bezzi, 1898)

*Psilopus evanidus* Bezzi, 1898: 44.

*Sciapus evanidus* (Bezzi, 1898); Strobl, 1902: 476; Parent, 1938: 688, Figs. 959-961.

*Psilopus macrodactylus* Bezzi, 1898: 44 ["Loew in coll."]. Type locality: unknown.

*Sciapus macrodactylus* (Bezzi, 1898); Negrobov, 1991: 15 (as *Sciapus macrodactylus* Becker [in error for Bezzi]).

**Type locality**

Italy: "Acquasanta presso Bolognola".

**Distribution**

France, Greece, Italy, Spain, Tunisia, Former Yugoslavia.

*Sciapus flavicinctus* (Loew, 1857)

*Psilopus flavicinctus* Loew, 1857: 4.

*Sciapus flavicinctus* (Loew, 1857); Bezzi, 1903: 290; Parent, 1938: 690, Figs. 962-964.

*Psilopus ludens* Loew, 1873: 44. Type locality: not given (synonymized by Becker, 1918: 156-157).

*Sciapus ludens* (Loew, 1873); Bezzi, 1903: 291.

**Type locality**

Turkey: "bei Constantinopel".

**Material**

1♂, [Russia:] Caucasus, North Ossetia, Sukhotskoe vil., 30 km SW Mozdok, 3.VIII.1988, A.L. Ozerov [MZUM]; 1♂, S Turkey: Manavgat, river, 29.IX.2007, N. Vikhrev [MZUM]; 1♂, Turkey: Antalya, Side, sand dune, 26.V.2008, N. Vikhrev [MZUM].

**Distribution**

Azerbaijan, Bulgaria, Denmark, France, Germany, Greece incl. Crete, Hungary, Iran, ?Israel, Italy, Romania, S Russia (Krasnodar, North Ossetia), Slovakia, Turkey (Adana, Istanbul).

*Sciapus flexicornis* Parent, 1944

*Sciapus flexicornis* Parent, 1944: 123, Fig. 3.

**Type locality**

China: "Ordos, Leilongwan".

**Distribution**

Palaeartic China.

*Sciapus frater* Parent, 1927

*Sciapus frater* Parent, 1927: 76; Parent, 1938: 691, Figs. 965-966.

**Type locality**

Austria: "Wippach, Alpes".

**Distribution**

Austria, France, Slovakia; excluded from Russia by Negrobov & Grichanov, 2010.

*Sciapus glaucescens* (Loew, 1856)

*Psilopus glaucescens* Loew, 1856: 47.

*Sciapus glaucescens* (Loew, 1856); Bezzi, 1903: 290; Parent, 1938: 692, Figs. 967-969; Negrobov & Selivanova, 2006: 161, Figs. 9-13.

*Psilopus robustus* Loew, 1857: 4 (nec Walker, 1857). Type locality: Italy: Triest.

*Sciapus robustus* (Loew, 1857); Negrobov, 1991: 15.

*Sciapus brionii* Becker, 1918: 162 (as a var. of *Sciopus glaucescens*). Type locality: Brioni Is. "bei Spalato" [Croatia]; Venturi & Parrini, 1960: 70 (as a var. of *Sciopus lesinensis*; "Yugo-

slavia", Azores); Negrobov, 1991: 15 (as a subspecies of *Sciapus glaucescens*; unavailable name according to ICZN, 45.6.4.1, as published after 1980).

*Psilopus occultus* Santos Abreu, 1929: 376 (as a var. of *Psilopus glaucescens*) (Type locality: Spain: Canary Is., La Palma).

*Sciapus occultus* (Santos Abreu, 1929); Negrobov, 1991: 15 (as a subspecies of *Sciapus glaucescens*; unavailable name according to ICZN, 45.6.4.1, as published after 1980).

*Psilopus validus* Loew, 1858: (nom.nov. for *Psilopus robustus* Loew, 1857, nec Walker, 1851).

*Sciapus validus* (Loew, 1858); Bezzi, 1903: 292.

### **Type locality**

Egypt.

### **Material**

2♂, **Morocco**: Oualidia, lagune, 32.746 N, 9.024 W, 30.IV.2012, N. Vikhrev [MZUM]; 1♂,

**Turkey**: Mersin prov., sea level, 36.532 N, 34.225 W, 21.IV.2010, N. Vikhrev [MZUM]; 1♂,

**Abkhazia**: Sukhumi, 26.VII.1999, V. Lantsov [ZIN].

### **Remark**

Two males collected from Morocco are identical to the redescription of *S. glaucescens* type (Negrobov & Selivanova, 2006) and to the material from Abkhazia and Turkey, differing in simple accumbent setulae on mid tibia and tarsus, in somewhat darker hind leg.

### **Distribution**

Abkhazia, Bulgaria, Croatia, Egypt, France, Israel, Italy, Morocco, Portugal (Madeira, Azores), Spain (Canary Is.), Russia (Crimea), Turkey. New for Abkhazia, Morocco, Turkey.

## *Sciapus gracilipes* (Loew, 1871)

*Psilopus gracilipes* Loew, 1871: 304.

*Sciapus gracilipes* (Loew, 1871); Bezzi, 1903: 290; Negrobov & Selivanova, 2006: 161, Figs. 16-18).

### **Type locality:**

Slovakia: "Tatragebirge".

### **Distribution**

Poland, Russia (Voronezh), Slovakia.



*Sciapus heteropygus* Parent, 1926

*Sciapus heteropygus* Parent, 1926: 30; Parent, 1938: 693, Figs. 970-971.

**Type locality**

France: Ardennes, "Mézières".

**Distribution**

Czech, Denmark, France, Germany, Greece, Hungary, Israel, Romania, Slovakia, Spain, Switzerland, Turkey (Mugla), UK.

*Sciapus holoxanthos* Parent, 1926

*Sciapus holoxanthos* Parent, 1926: 32; Parent, 1938: 694, Figs. 972-973.

**Type locality**

France: Hyères; Apt.

**Distribution**

France, Turkey (Muğla).

*Sciapus incognitus* Negrobov et Shamshev, 1986

*Sciapus incognitus* Negrobov & Shamshev, 1986a: 20, Figs. 5-8.

**Type locality**

Russia: Primorye, Kedrovaya Pad Nature Reserve.

**Distribution**

Russia (Vladivostok).

*Sciapus judaeus* Parent, 1932

*Sciapus judaeus* Parent, 1932: 222, Figs. 22-23.

**Type locality**

"Palestine: Jerusalem, Scopusberg".

**Distribution**

Cyprus, Israel.

*Sciapus laetus* (Meigen, 1838)

*Psilopus laetus* Meigen, 1838: 149.

*Sciapus laetus* (Meigen, 1838); Bezzi, 1903: 290; Parent, 1938: 695, Figs. 974-976.

*Psilopus fulgens* von Roser, 1840: 55. Type locality: not given [Wurttemberg, Germany].

*Sciapus fulgens* (von Roser, 1840); Bezzi, 1903: 290.

*Sciapus villeneuvei* Parent, 1922: 248. Type locality: Germany (synonymized by Parent, 1925a: 142).

**Type locality**

Germany: Kiel.

**Material**

1♂, Pyr . H. [?], 1918 / *Sciopus laetus* Meig., det. O. Parent [ZIN]; 2♂, 1♀, **Morocco**: 40 km S Larache, 0-20 m, 23-24.IV.1989, Zool. Mus. Copenh. Exp. [ZMUC].

**Distribution**

Belgium, Czech, France, Germany, Morocco, Netherlands, UK.

*Sciapus lesinensis* (Mik, 1889)

*Psilopus lesinensis* Mik, 1889: 305.

*Sciapus lesinensis* (Mik, 1889); Bezzi, 1903: 290; Parent, 1938: 696, Fig. 977; Negrobov & Maslova, 2006: 69, Figs. 7-8.

*Psilopus lacteitarsis* Becker, 1890: 342. Type locality: "Dalmatia" (synonymized by Becker, 1890: 346).

*Sciapus lacteitarsis* (Becker, 1890); Bezzi, 1903: 290.

**Type locality**

[Croatia:] "Lesina insula in Dalmatia".

**Distribution**

Croatia.

*Sciapus lobipes* (Meigen, 1824)

*Psilopus lobipes* Meigen, 1824: 38.

*Sciapus lobipes* (Meigen, 1824); Zeller, 1842: 833; Parent, 1938: 697, Figs. 978-983.

**Type locality**

Not given.

**Distribution**

Austria, Belgium, Czech, Denmark, Estonia, Finland, Germany, Hungary, Netherlands, Poland, Russia (Leningrad, Moscow), Slovakia, Spain.

*Sciapus longimanus* Becker, 1907

*Sciapus longimanus* Becker, 1907: 100; Negrobov & Maslova, 2006: 68, Fig. 9.

**Type locality**

Algeria: Biskra.

**Distribution**

Algeria.

*Sciapus longulus* (Fallén, 1823)

*Leptopus longulus* Fallén, 1823: 24.

*Psilopus longulus* (Fallén, 1823); Meigen, 1830: 361.

*Sciapus longulus* (Fallén, 1823); Bezzi, 1903: 291; Meuffels & Grootaert, 1990: 172, Figs. 16-18.

*Psilopus lugens* Meigen, 1824: 38. Type locality: not given (synonymized by Loew, 1857: 2).

*Sciapus lugens* (Meigen, 1824); Bezzi, 1903: 291.

*Psilopus obscurus* Meigen, 1824: 39. Type locality: England.

*Sciapus obscurus* (Meigen, 1824); Bezzi, 1903: 291.

*Psilopus gracilis* Meigen, 1830 (Wiedemann in litt.): 361.

*Sciapus gracilis* (Meigen, 1830).

**Type locality**

Sweden.

**Material**

1♂, [Kyrgyzstan:] Issyk-Kul, river Tyup, 30.VI.1989, C. Churkin [ZIN]; 1♀, [Russia:] Novgorod env., 4.VII.2012, Grichanov [ZIN]; 3♂, 7♀, [Russia:] Belgorod Region, Borisovka vil., 20.VI-9.VII.2001, D.D. Kostrov [MZUM]; 1♂, Russia: Ryazan Region, river Ranova, 53.715 N, 39.926 E, 6.VI.2012, K. Tomkovich [MZUM]; 1♂, Russia: Kursk Region,

Central Chernozem State Biosphere Reserve, Streletskaya Steppe section, 11.VIII.2008, D. Gavryushin [MZUM].

### **Distribution**

Austria, Belgium, Bulgaria, Czech, Denmark, Estonia, Finland, France, Germany, Hungary, Italy, Kyrgyzstan, Latvia, Lithuania, Netherlands, Norway, Poland, Romania, Russia (Belgorod, Kabardino-Balkaria, Krasnodar, Kursk, Leningrad, Lipetsk, Moscow, Novgorod, Novosibirsk, Rostov, Ryazan, Saratov, Voronezh), Slovakia, Spain, Sweden, Switzerland, UK, Ukraine (Cherkasy, Odessa), Former Yugoslavia. New for Kyrgyzstan and Belgorod and Novgorod Regions of Russia.

### *Sciapus maritimus* Becker, 1918

*Sciapus maritimus* Becker, 1918: 186; Meuffels & Grootaert, 1990: 165, Figs. 1-3; Negrobov & Maslova, 2006: 70, Figs. 10-14.

*Psilopus contristans* Zetterstedt, 1855: 4643 (nec Wiedemann, 1817); Meuffels & Grootaert, 1990: 164.

*Sciapus contristans* (Zetterstedt, 1855); Meuffels & Grootaert, 1990: 164.

*Sciapus flavomaculatus* Ringdahl, 1949: 162. Type locality: Sweden: "Insel Faron, Nordlich von Gotland"; Negrobov & Shamshev, 1986b: 87; Meuffels & Grootaert, 1990: 164.

*Sciapus littoralis* Becker, 1918: 181 [lapsus for *maritimus*].

### **Type locality**

[Germany, France, Poland:] "Nordseeküste auf Sylt; Süd-Frankreich; Polen".

### **Material**

1♂: **Georgia:** Borzhomi env., in *Dendroctonus micans* holes, 25.III-10.IV.1961, Gaprindashvili [ZIN].

### **Distribution**

Belgium, Czech, Denmark, Estonia, Finland, France, Georgia, Germany, Hungary, Latvia, Lithuania, Netherlands, Poland, Romania, Russia (Krasnodar, Leningrad), Spain, Sweden, UK. New for Georgia.

### *Sciapus matilei* Negrobov, 1973

*Sciapus matilei* Negrobov, 1973: 364, Fig. 2.

### **Type locality**

Afghanistan: Jalalabad.

**Distribution**

Afghanistan.

*Sciapus maurus* Parent, 1930

*Sciapus maurus* Parent, 1930: 90, Figs. 3-4.

**Type locality**

Algeria: "Jean Bart, d'Alger".

**Distribution**

Algeria, ?Bulgaria, ?Israel, Tunisia, Turkey (Antalya-Side) [Belgium in error by Negrobov, 1991: 16].

*Sciapus medvedevi* Negrobov et Selivanova, 2009

*Sciapus medvedevi* Negrobov & Selivanova, 2009: 277, Figs. 1-2.

**Type locality**

Armenia: Megri.

**Distribution**

Armenia.

*Sciapus mitis* Parent, 1925

*Sciapus mitis* Parent, 1925b: 194.

**Type locality**

Tunisia: Mahdia.

**Distribution**

Tunisia.

**Remarks**

The species was described by a female. It is remarkable in fore femur devoid of any setae ventrally. It is worth noting that Becker (1907) did not noted ventral bristles on fore femora in *S. longimanus*, describing his 3 new *Sciapus* species from Algeria and Tunisia. *Sciapus mitis* is close to *S. longimanus*, but differing in some other characters.

*Sciapus montium* Becker, 1908

*Sciapus montium* Becker, 1908: 55.

**Type locality**

Spain: Canary Is., La Palma and Tenerife: "Bergwalde bei Agua Garcia".

**Distribution**

Spain (Canary Is.).

**Remarks**

Designation of lectotype and paralectotypes with labels "Tenerife, P.Orotava" by Negrobov & Maslova, 2006: 71, is invalid, as the species was originally described by specimens collected from other localities. Negrobov & Maslova (2006) have described probably unnamed species from Tenerife, very close to *S. subvicinus*, which has nothing to do with the original description of *S. montium* (Becker, 1908).

*Sciapus nervosus* (Lehmann, 1822)

*Dolichopus nervosus* Lehmann, 1822: 40.

*Psilopus nervosus* (Lehmann, 1822); Meigen, 1824: 36 [as *nervosus* Wied.].

*Sciapus nervosus* (Lehmann, 1822); Zeller, 1842: 831; Parent, 1938: 699, Figs. 985-988.

**Type locality**

Germany: Hamburg.

**Material**

2♂, [Russia:] Krasnoyarsk, E bank, Stolby, 209-260 m, 55.963, 92.745, 18-19.VI.2011, K. Tomkovich [MZUM]; 2♂, [Russia:] Amurskaya Region, Zeya city, 18.VI.1982, P. Basikhin [MZUM].

**Distribution**

Austria, Belgium, Palaeartic China, Czech, Denmark, Estonia, France, Germany, Italy, Korea, Latvia, Lithuania, Netherlands, Poland, Russia (Blagoveshchensk, Chita, Irkutsk, Krasnoyarsk, Leningrad, Moscow, Ural, Vladivostok), Ukraine. New for Amurskaya Region.

*Sciapus nigricornis* (Loew, 1869)

*Psilopus nigricornis* Loew, 1869: 305.

*Sciapus nigricornis* (Loew, 1869); Bezzi, 1903: 291; Negrobov & Selivanova, 2006: 163, Figs. 19-22.

**Type locality**

Austria: "Kärnten".

**Distribution**

Austria, France, Italy, Greece, Hungary, former Yugoslavia.

*Sciapus oldenbergi* Parent, 1932

*Sciapus oldenbergi* Parent, 1932: 220, Figs. 1-2.

**Type locality**

[Croatia:] "Monte Maggiore, Istria".

**Distribution**

Croatia.

*Sciapus opacus* (Loew, 1866)

*Psilopus opacus* Loew, 1866: 63.

*Sciapus opacus* (Loew, 1866); Bezzi, 1903: 291; Parent, 1938: 701, Figs. 989-990; Negrobov & Selivanova, 2006: 163, Figs. 19-22.

**Type locality**

Italy: Sicily.

**Distribution**

Bulgaria, Greece, ?Israel, Italy, Spain, Tunisia, former Yugoslavia.

*Sciapus pallens* (Wiedemann, 1830)

*Psilopus pallens* Wiedemann, 1830: 219.

*Sciapus pallens* (Wiedemann, 1830); Bezzi, 1903: 291; Parent, 1938: 702, Figs. 991-993; Meuffels & Grootaert, 1990: 171, Figs. 14-15.

*Psilopus albonotatus* Loew, 1857: 4. Type locality: Greece (synonymized by Osten Sacken, 1878: 243; synonymy suggested before by Loew).

*Sciapus albonotatus* (Loew, 1857); Bezzi, 1903: 291.

**Type locality**

USA: New York.

**Distribution**

Palearctic: Belgium, Bulgaria; Croatia, France, Greece (Crete), Israel, Italy, Netherlands, Portugal (Azores), Spain, Ukraine (Kherson), former Yugoslavia; Nearctic: USA: Michigan, New York, Massachusetts to Maryland, District of Columbia, and North Carolina.

*Sciapus palmipes* Collin, 1966

*Sciapus palmipes* Collin, 1966: 33; Meuffels, 1977: 204, Figs. 3-5.

**Type locality**

Italy: Rosolina Mare: Lido Jesolo.

**Distribution**

Italy.

*Sciapus paradoxus* Negrobov et Shamshev, 1986

*Sciapus paradoxus* Negrobov & Shamshev, 1986a: 18.

*Sciapus sachalinensis* Negrobov & Shamshev, 1986a: 20, Figs. 3-4 (as a subspecies of *Sciapus paradoxus* Negrobov & Shamshev, 1986a). Type locality: Russia: Sakhalin, 50 km North East of Yuzhno-Sakhalinsk, Starodubskoe.

**Type locality**

Russia: Primorye, Kedrovaya Pad Nature Reserve.

**Distribution**

Russia (Vladivostok, Sakhalin).

*Sciapus platypterus* (Fabricius, 1805)

*Dolichopus platypterus* Fabricius, 1805: 270.

*Psilopus platypterus* (Fabricius, 1805); Meigen, 1824: 36.

*Sciapus platypterus* (Fabricius, 1805); Zeller, 1842: 847.

*Psilopus crinipes* Meigen, 1830: 361; Loew, 1857: 6. Type locality: not given.

*Sciapus crinipes* (Meigen, 1830); Bezzi, 1903: 292.

*Leptopus tipularius* Fallén, 1823: 23. Type locality: Sweden: "Skane".



*Psilopus tipularius* (Fallén, 1823); Zetterstedt, 1838: 714.

*Sciapus tipularius* (Fallén, 1823); Zeller, 1842: 831.

**Type locality**

Germany.

**Material**

2♂, 7♀, [Russia:] Leningrad Region, Luga distr., Yashchera, 13.VII.1965, 5.VIII.1965, 29.VI.1966, 17.VIII.1967, 11.VI.1968, 2.VII.1968, 20.VII.1968, 14.VIII.1968, A. Stackelberg [ZIN].

**Distribution**

Austria, Belarus, Belgium, Bulgaria, Czech, Denmark, Estonia, Finland, France, Germany, Great Britain, Greece, Hungary, Ireland, Italy, Latvia, Lithuania, Netherlands, Norway, Poland, Romania, Russia (Leningrad, Moscow, Pskov, Ryazan, Tatarstan, Voronezh); Slovakia, Spain, Sweden, Switzerland, Ukraine (Cherkasy, Kharkiv, Ternopil), former Yugoslavia.

*Sciapus polozhentsevi* Negrobov, 1977

*Sciapus polozhentsevi* Negrobov, 1977: 48, Figs. a-c.

**Type locality**

Russia: Guseripl.

**Material**

1♂, **Russia:** Sochi, Khosta, 43.52, 39.87, 3-9.V.2011, N. Vikhrev [MZUM]; 1♂, **Russia:** Sochi, Khosta, 43.55, 39.82, 18.V.2011, Gavryushin [MZUM]; 1♂, **Russia:** Krasnodar Terr., Severskaya env., Ubinskaya, 7.V.1970, V. Kovalev [ZIN].

**Distribution**

Russia (Adygea, Krasnodar).

*Sciapus richterae* Negrobov et Grichanov, 2010

*Sciapus richterae* Negrobov & Grichanov, 2010: 6, Figs. 1-5.

**Type locality**

Azerbaijan: Zakataly, 21 km NW river Kamekh gorge.

**Material**

1♂, [Russia:] Adygea, Dakhovskaya env., 465 m, 44.199, 40.170, 19-24.VIII.2009, K. Tomkovich [MZUM]; 1♂, Russia: Sochi, Khosta, 43.52, 38.87, 23-25.VI.2011, N. Vikhrev [MZUM]; 1♂, [Russia:] Krasnodar Terr., Gelendzhik distr., between Krinitsy and Praskoveevka, 15.VII.2004, K. Tomkovich [MZUM].

**Distribution**

Azerbaijan, Russia (Adygea, Krasnodar Terr.).

*Sciapus roderi* Parent, 1929

*Sciapus roderi* Parent, 1929: 8, Figs. 9-11.

**Type locality**

Russia: "Province d'Amour; Siberie Orientale".

**Distribution**

Russia (Blagoveshchensk, Vladivostok).

*Sciapus sibiricus* Negrobov et Shamshev, 1986

*Sciapus sibiricus* Negrobov & Shamshev, 1986a: 17, Figs. 1-2.

**Type locality**

Russia: "Siberia, Eastern Sayan, Arshan, Tagyrkhai".

**Distribution**

Russia (Buryatia, Chita, Irkutsk, Vladivostok).

*Sciapus spiniger* (Zetterstedt, 1859)

*Psilopus spiniger* Zetterstedt, 1859: 5072.

*Sciapus spiniger* (Zetterstedt, 1859); Bezzi, 1903: 292.

**Type locality**

Sweden: Scania, Coryli; Raften, Lund.

**Distribution**

Belgium, Germany, Hungary, Sweden; [excluded from Russia by Negrobov & Grichanov, 2010].

*Sciapus spinosus* Parent, 1929

*Sciapus spinosus* Parent, 1929: 7, Figs. 7-8.

**Type locality**

Greece.

**Distribution**

Greece.

*Sciapus subvicinus* Grichanov, 2007

*Sciapus subvicinus* Grichanov, 2007: 64 (nom. nov. for *Sciapus mediterraneus* Bulli et Negrobov, 1987, nec Becker, 1907).

*Sciapus mediterraneus* Bulli & Negrobov, 1987: 81, Figs. 1-3 (nec Becker, 1907).

**Type locality**

Ukraine: Zaporizhzhya, Molochnyi Liman, Peresyp.

**Material**

1♂, [**Uzbekistan:**] Buchara bor.-occ., Yargan pr.Chatyrtshy, 1.VI.1928, L. Zimin [ZIN]; 1♂:

**Uzbekistan:** Samarkand env., tomato field, sticky trap, 7.VI.1982, I. Grichanov [ZIN]; 1♂,

**Kazakhstan:** Kazaly distr., Basykara env., near r. Syr Darya, 45.755 N, 62.303 W, 67 m asl, YPT, 15-19.V.2011, K. Tomkovich [MZUM].

**Distribution**

Armenia, Kazakhstan, Ukraine (Zaporizhzhya), Uzbekistan. New for Kazakhstan.

**Remark**

Negrobov & Maslova (2006) described a very close species from Tenerife (Canary Islands) under the name *S. montium* Becker (see above).

*Sciapus sylvaticus* Becker, 1907

*Sciapus sylvaticus* Becker, 1907: 98, Fig. 330.

**Type locality**

Algeria: "de Bainen nordlich von Alger".

**Distribution**

Algeria.

*Sciapus tenuinervis* (Loew, 1857)

*Psilopus tenuinervis* Loew, 1857: 1857: 5.

*Sciapus tenuinervis* (Loew, 1857); Bezzi, 1903: 292.

**Type locality**

Not given.

**Distribution**

Greece.

*Sciapus venetus* Meuffels, 1977

*Sciapus venetus* Meuffels, 1977: 201, Figs. 1-2.

*Sciapus venustus* [in error for *venetus*] (Negrobov, 1991: 17).

**Type locality**

Italy: Jesolo, Venice.

**Distribution**

Italy.

*Sciapus vicinus* Parent, 1925

*Sciapus vicinus* Parent, 1925b: 172.

**Type locality**

Egypt: Rafa, Sinai.

**Distribution**

Algeria, Egypt.

*Sciapus wiedemanni* (Fallén, 1823)

*Leptopus wiedemanni* Fallén, 1823: 24.

*Sciapus wiedemanni* (Fallén, 1823); Bezzi, 1903: 292; Parent, 1938: 706, Figs. 1000-1002.

*Psilopus contristans* Meigen, 1824: 37 (nec Wiedemann, 1817); Loew, 1857: 2 [as synonym of *Sciapus albifrons* (Meigen, 1830)].

*Sciapus contristans* (Meigen, 1824); Zeller, 1842: 832; Parent, 1925c: 43, 57.

*Sciapus divergens* Van Duzee, 1933: 3; Bickel, 2002: 555. Type locality: USA: Washington, Pierce Co., Summer.

*Sciapus nervosus* British auctt., nec Lehmann, 1822.

**Type locality**

Sweden.

**Material**

2♀, **Sweden**: Kristianstadt, 8.VII.2002, Grichanov [ZIN]; 1♂, 2♀, [**Russia**:] Belgorod Region, Borisovka vil., 30.VI-3.VII.2001 [MZUM].

**Distribution**

Austria, Belgium, Bulgaria, Czech, Denmark, France, Germany, Hungary, Ireland, Italy, Netherlands, Norway, Poland, Romania, Russia (Belgorod, Leningrad, Voronezh), Slovakia, Spain, Sweden, Switzerland, Ukraine (Kharkiv), UK; Nearctic: Canada (Ontario), USA (Washington). New for Belgorod Region of Russia.

*Sciapus zonatulus* (Zetterstedt, 1843)

*Psilopus zonatulus* Zetterstedt, 1843: 628; Lundbeck, 1912: 36 [probable synonym of *Sciapus contristans* (Wiedemann, 1817); restored by Meuffels & Grootaert, 1990: 164].

*Sciapus zonatulus* (Zetterstedt, 1843); Bezzi, 1903: 292; Meuffels & Grootaert, 1990: 166, Figs. 4-6.

*Leptopus contristans* Fallén, 1823: 24; Meuffels et Grootaert, 1990: 164 (nec *Dolichopus contristans* Wiedemann, 1817). Type locality: Scania.

*Psilopus contristans* (Fallén, 1823) (nec Wiedemann, 1817).

*Sciapus contristans* (Fallén, 1823) (nec Wiedemann, 1817).

**Type locality**

[Sweden].

**Distribution**

Belgium, Finland, Germany, Netherlands, Poland, Spain, Sweden, Switzerland, UK.

**Doubtful species of *Sciapus***

*Sciapus fasciatus* (Macquart, 1834)

*Psilopus fasciatus* Macquart, 1834: 449 (nec Guerin-Meneville, 1831). Type locality: Italy: Sicily.

*Sciapus fasciatus* (Macquart, 1834) (nec Guerin-Meneville, 1831).

**Remarks**

According with the original description, the male has fore tarsomeres 4-5 black, slightly enlarged; scape and pedicel yellow; face white. 17 species of the genus are known from Italy, of which *S. glaucescens* is one of the closest to *S. fasciatus* by its habitus.

*Sciapus ingrue* (Harris, 1780)

*Musca ingrue* Harris, 1780: 144, Fig. 53. . Type locality: England.

*Sciapus ingrue* (Harris, 1780).

**Remarks**

*S. ingrue* is included in the British list as a doubtful synonym of *S. platypterus* (Chandler et al., 1998, and suppl.). Nevertheless, according with the original picture of the species (Harris, 1780: Fig. 53), it has nothing to do with Dolichopodidae.

*Sciapus regalis* (Meigen, 1824)

*Psilopus regalis* Meigen, 1824: 35. Type locality: Austria: Muhlfeld.

*Sciapus regalis* (Meigen, 1824); Bezzi, 1903: 290.

**Remarks**

The species can be conspecific with either *S. contristans* (Wiedemann, 1817) (Zetterstedt, 1843: 627) or *S. zonatulus* (Zetterstedt, 1843) (Meuffels & Grootaert, 1990: 164).

**Descriptions of new species**

***Sciapus longitarsis* Grichanov et Negrobov sp. nov.**

(Figs. 3–7)

urn:lsid:zoobank.org:act:98A772A4-814A-48B9-AD32-91FD9C32F870

**Type material.** Holotype ♂: **Israel:** Haifa, 5.VI.1976, A.Freidberg [TAU]. Paratypes: 2♂ with same data as holotype [TAU]; 3♂: **Israel:** Carmel, 27.V. & 13.VI.1974, A.Freidberg [TAU]; 1♂: **Israel:** Ein Tut, 18.V.1982, O. Shimrod [TAU]; 1♂: **Israel:** N. Yokneam, 18.V.1982, R. Ov [TAU]; 1♂: [**Golan Heights:**] “Israel: Mt. Hermon, 8.VII.1975, A.Freidberg” [TAU]; 1♂: [**Golan Heights:**] “Israel: Kalat Nimrod [Nimrod Fortress], 8.VI.1975, A.Freidberg” [TAU]; 2♂: [**Golan Heights:**] “Israel: Qala’at Nemrod [Nimrod Fortress], 12.VII.1984, A.Freidberg” [TAU]; 3♂: [**Golan Heights:**] “Israel: Qala’at Nemrod [Nimrod Fortress], 28.VI.1977, D.Simon” [TAU]; 2♂: [**Golan Heights:**] “Israel: Ein Meshoshim [‘En Meshoshim], 25 & 29.V.1977, A.Freidberg” [TAU]; 1♂: [**West Bank:**] “Israel: Tarkumiya [Tarqumiyah], 23.VI.1976, A.Freidberg” [TAU]; 2♂: [**West Bank:**] “Israel: W. Nemrod [Nahal Nimrod], 10.VI.1976, A.Freidberg” [TAU].

**Description. Male:** Body length: 6.4 mm, wing length: 5.3 mm, wing width: 1.9 mm, antenna length: 1.4 mm.

*Head:* 1.5 times wider than high; frons black, densely white pollinose; 1 strong long front vertical bristle bends forward, pair of strong black oculars with 5 adjacent rather long white hairs, 1 long black postvertical; face violet-black, densely white pollinose, under antennae 5 times wider than postpedicel height, with distinct transverse suture; clypeus separated from eyes; proboscis yellow; palpus yellow, with yellow setae and hairs; antenna yellow, 2<sup>nd</sup> stylomere brown; postpedicel higher than long; pedicel with short setae, somewhat longer ventrally; stylus dorsal, shortly haired, about 4 times longer than antennomeres combined; postocular setae entirely white.

*Thorax:* mesonotum metallic green, grey pollinose, with black setae; pleura mostly yellow; six long dorsocentrals; acrostichals biseriate along whole mesonotum length; scutellum yellow along margin, with 2 strong median and 2 fine lateral setae.

*Legs:* yellow; tarsi brownish from tip of basitarsus; coxae yellow, with long yellow hairs; fore coxa with few yellow setae at apex; fore femur with 4-5 ventral white setae, not

longer than femur height; fore femur, tibia and tarsi covered with fine erect ciliation anteriorly and posteriorly; fore tibia glabrous dorsally; mid femur ventrally glabrous, with anterior and posterior rows of short black setae in distal third, not longer than femur height; no strong anterior preapical seta; mid tibia with 1 small anterodorsal seta at base, 2-3 apicals; tarsomeres simple, with very short ventral and apical setae; hind femur without remarkable ciliation, with short anterior preapical seta; hind tibia and basitarsus with very short black setae. Fore leg length ratio (from femur to tarsomere 5): 1.64/1.82/2.35/0.91/0.56/0.33/0.21, mid leg: 1.54/2.13/1.68/0.62/0.46/0.24/0.15, hind leg: 2.05/3.0/0.93/0.92/0.56/0.33/0.25 (in mm).

*Wing:* hyaline; costa almost straight; ratio of part of costa between  $R_{2+3}$  and  $R_{4+5}$  to that between  $R_{4+5}$  and  $M_1$ : 0.68/0.13; crossvein *dm-cu* straight;  $M_2$  and CuA distinct; anal lobe well developed; anal angle acute; length ratio of *dm-cu* to distal part of  $M_{1+2}$  (fork-handle) to distal part of CuA: 0.74/0.49/0.81 (in mm); lower calypter with yellow cilia; halter yellow.

*Abdomen:* mainly yellow, with mainly black setae; tergum 1 yellow; terga 2-4 with narrow posterior and broader anterior brown rings; tergum 5 with broader brown rings; tergum 6 blackish-brown; terminalia yellow with blackish-brown apices of surstyli; 1<sup>st</sup> tergum with long yellowish-white hairs; sterna with yellowish-white hairs; segment 7 longer than epandrium, black, densely setose.

*Hypopygium* with long simple phallosome (i.e., aedeagus and hypandrium); epandrial lobe short and narrow, with 1 long and 1 short setae; surstylus deeply bifurcated; dorsal arm somewhat geniculate, narrow, slightly expanded distally, bearing 2 strong apical teeth, 1 very long preapical seta and few short hairs; ventral arm deeply bifurcated with narrow subequal in length branches, one of which bearing 2 strong preapical teeth; cercus free, short, narrow, covered with relatively long light hairs, bearing 3 very long setae at base, at middle and at apex; no ventral projection ("Organ X").

**Female:** Unknown.

**Distribution.** Israel, Golan Heights, West Bank.

**Etymology:** Lat. *longus*; Gr. *tarsós*: 'with long tarsi'.

**Diagnosis.** The species has some similarity with *S. tenuinervis* (Loew), differing in larger size, unusually long fore basitarsus, glabrous ventrally mid and hind femur, fine erect ciliation anteriorly and posteriorly on all podomeres of fore leg.






Fig. 3. *Sciapus longitarsis* Grichanov et Negrobov sp. nov., head.




Fig. 4. *Sciapus longitarsis* Grichanov et Negrobov sp. nov., wing.

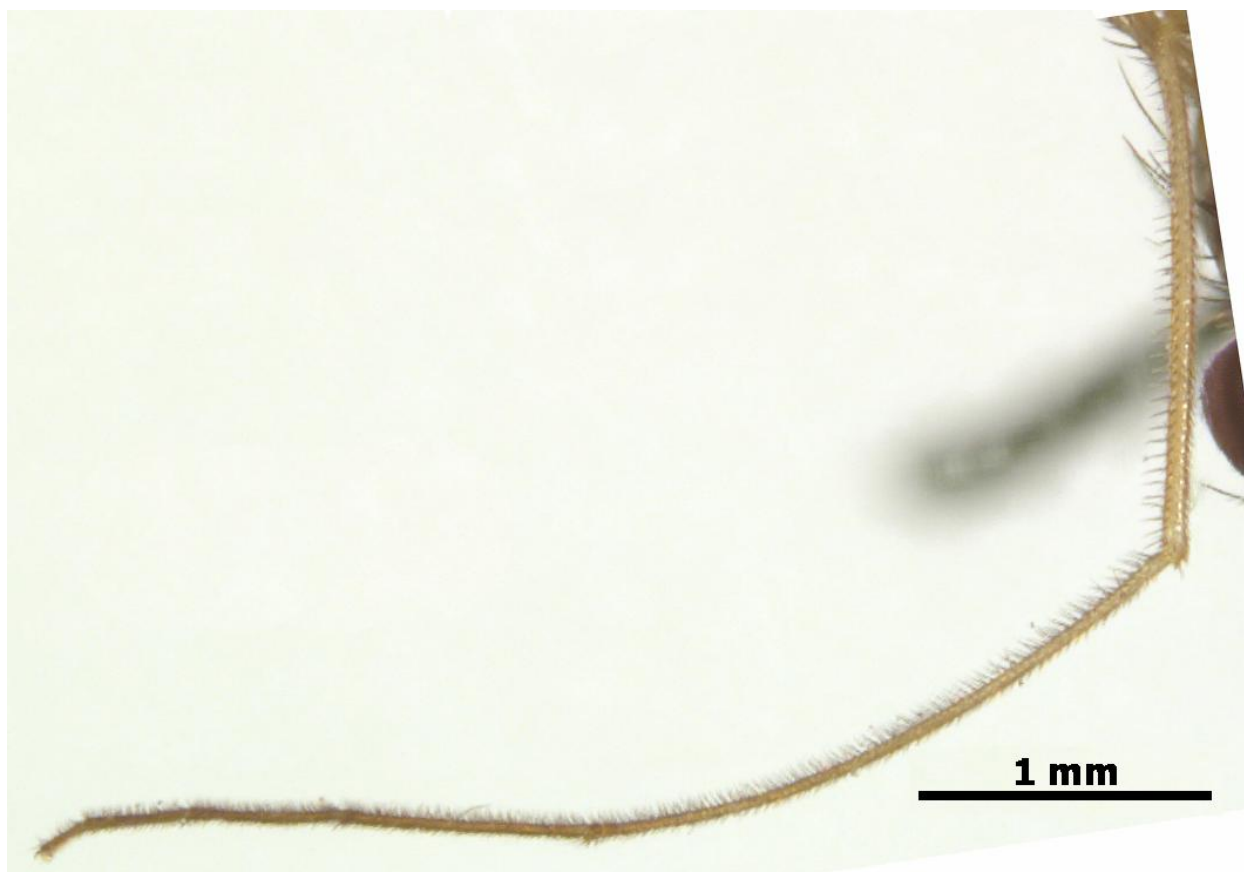


Fig. 5. *Sciapus longitarsis* Grichanov et Negrobov sp. nov., fore tibia and tarsus.



Fig. 6. *Sciapus longitarsis* Grichanov et Negrobov sp. nov., hypopygium.

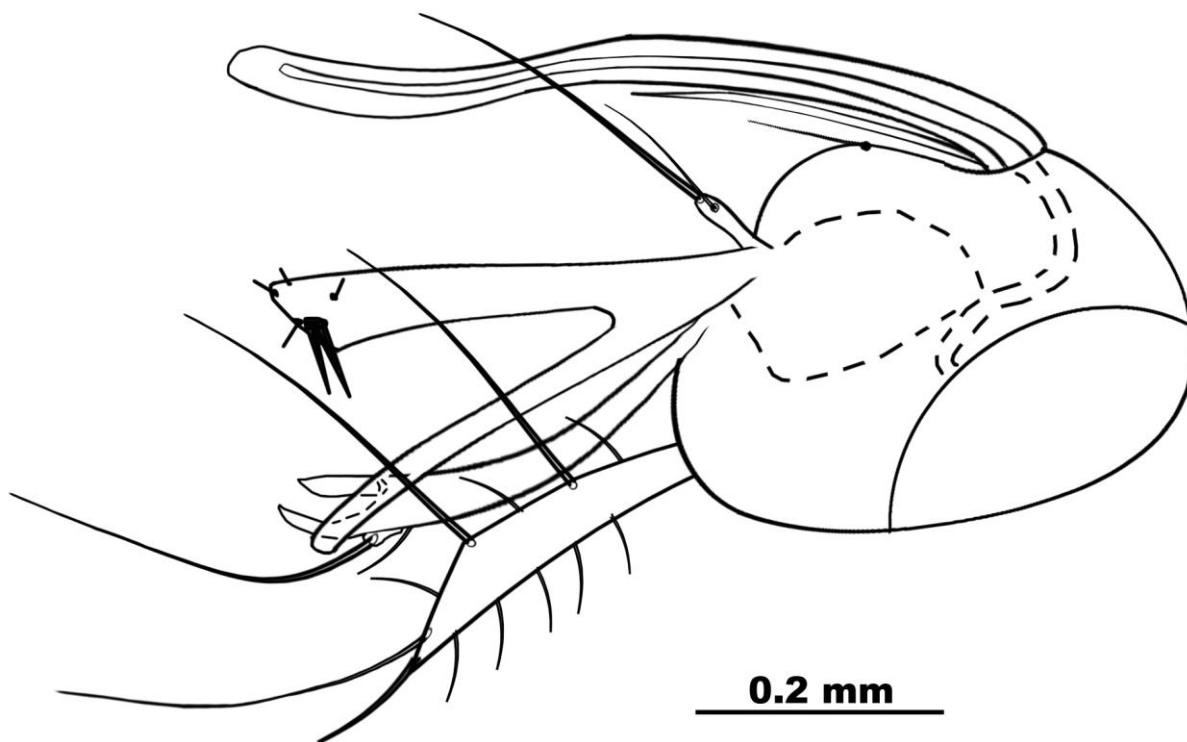


Fig. 7. *Sciapus longitarsis* Grichanov et Negrobov sp. nov., hypopygium.

***Sciapus freidbergi* Grichanov et Negrobov sp. nov.**

(Figs. 8–12)

urn:lsid:zoobank.org:act:73C4EF3E-1830-426D-854E-497136B28A0E

**Type material.** Holotype ♂: **Israel:** Maagan Michael, 21.X.1973, A.Freidberg [TAU].  
Paratype: 1♂ with same data as holotype, collected on 21.V.1973 [TAU].

**Description. Male:** Body length: 4.5 mm, wing length: 3.1 mm, wing width: 1.0 mm, antenna length: 0.8 mm.

*Head:* inconspicuously wider than high; frons greenish-blue, whitish pollinose; 1 strong long front vertical bristle bends forward, pair of strong black oculars with adjacent microscopic hairs, 1 long white postvertical; face violet-black, densely white pollinose, under antennae 3 times wider than postpedicel height, with indistinct transverse suture; clypeus not separated from eyes; proboscis dark yellow; palpus yellow, with yellow setae and hairs; antenna mainly yellow, postpedicel and stylus brown; postpedicel as long as high; pedicel with short setae, somewhat longer ventrally; stylus dorsal, shortly haired, about 3 times longer than antennomeres combined; postocular setae entirely white.

*Thorax:* mesonotum metallic green, weakly grey pollinose, with black setae; pleura blackish-green, grey pollinose; metepimeron yellow; six dorsocentrals somewhat decreasing in length anteriorly; acrostichals biseriate, relatively short; scutellum with 2 strong median and 2 fine short lateral setae.

*Legs:* yellow; tarsi brownish from tip of 2<sup>nd</sup> segment; coxae yellow, with long yellow hairs; fore coxa with few yellow setae at apex; fore femur with row of 4-5 ventral dark cilia, not longer than half femur height, with few preapical posteroventral setae; fore tibia without setae, with somewhat elongated setulae ventrally; fore basitarsus with short basoventral seta; 2<sup>nd</sup> segment slightly, but distinctly expanded and flattened in distal half, with 4-5 short setae on ventral prominence; 3<sup>rd</sup> segment distinctly thickened in basal half; 4<sup>th</sup> segment with ventral row of short erect setae; mid femur ventrally with few short dark cilia, with few preapical posteroventral setae; no strong anterior preapical seta; mid tibia with 1 anterodorsal seta at base, 2-3 apicals; tarsomeres simple, with very short ventral and apical setae; hind femur without remarkable ciliation, with short anterior preapical seta, with 2-3 preapical posteroventral setae; hind tibia and basitarsus with very short black setae; hind basitarsus with short basoventral seta. Fore leg length ratio (from femur to tarsomere 5): 1.06/1.09/0.68/0.34/0.16/0.22/0.14, mid leg: 1.11/1.38/0.90/0.37/0.24/0.18/0.12, hind leg: 1.31/1.70/0.53/0.54/0.27/0.18/0.16 (in mm).

*Wing:* hyaline; costa almost straight; ratio of part of costa between R<sub>2+3</sub> and R<sub>4+5</sub> to that between R<sub>4+5</sub> and M<sub>1</sub>: 0.33/0.07; crossvein *dm-cu* straight; M<sub>2</sub> and CuA fold-like; anal lobe developed; anal angle right; length ratio of *dm-cu* to distal part of M<sub>1+2</sub> (fork-handle) to distal part of CuA: 0.37/0.35/0.50 (in mm); lower calypter with yellow cilia; halter yellow.

*Abdomen:* metallic green, with mainly black setae; sterna 1-3 brown; terminalia mainly black; 1<sup>st</sup> tergum with long yellowish-white hairs; sterna with yellowish-white hairs; segment 7 glabrous, short, 1/3 length of segment 6; segment 8 large, embracing more than half lateral surface of epandrium, covered with short white hairs.

*Hypopygium* with long simple phallosome; epandrial lobe yellow, short, with 2 narrow lobes, each lobe bearing 1 long seta; surstylus black, deeply bifurcated; dorsal arm expanded dorsally, bearing 2 modified setae at apex; ventral arm shorter, straight and narrow, with few simple setae as figured; cerci fused to apex, black, covered with relatively long light hairs, bearing 4 very long lateral setae and midventral prominence bearing dense bunch of straight and curved setae forming hook; no true ventral projection ("Organ X").

**Female:** Unknown.

**Distribution.** Israel.



Fig. 8. *Sciapus freidbergi* Grichanov et Negrobov sp. nov., habitus.

**Etymology:** The species is named after Israeli dipterist, Dr. Amnon Freidberg (Tel Aviv), who collected the types.

**Diagnosis.** The species along with *S. adana* sp. nov. keys to *S. lesinensis* Mik and *S. albovittatus* Strobl, differing from the latter in modified 2<sup>nd</sup> tarsomere and simple 4<sup>th</sup> tarsomere of fore tarsus. *S. freidbergi* differs reliably from *S. adana* in morphology of hypopygium appendages: cercus with thick ventral hook; surstylus with short apical process, half as long as surstylus width at apex; epandrial lobe bilobed (see below).




Fig. 9. *Sciapus freidbergi* Grichanov et Negrobov sp. nov., head.

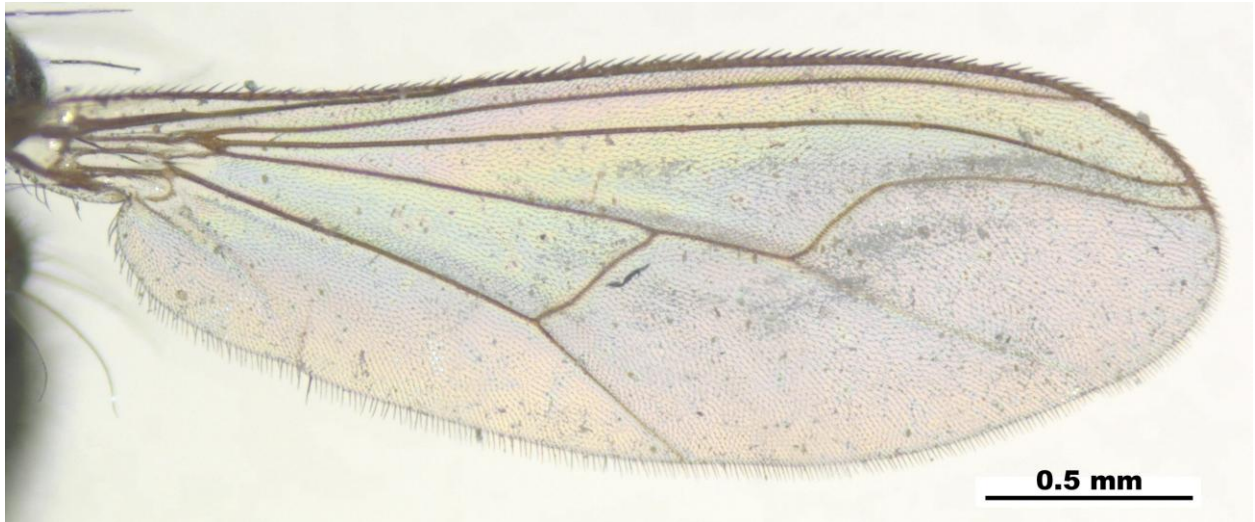


Fig. 10. *Sciapus freidbergi* Grichanov et Negrobov sp. nov., wing.



Fig. 11. *Sciapus freidbergi* Grichanov et Negrobov sp. nov., hypopygium.

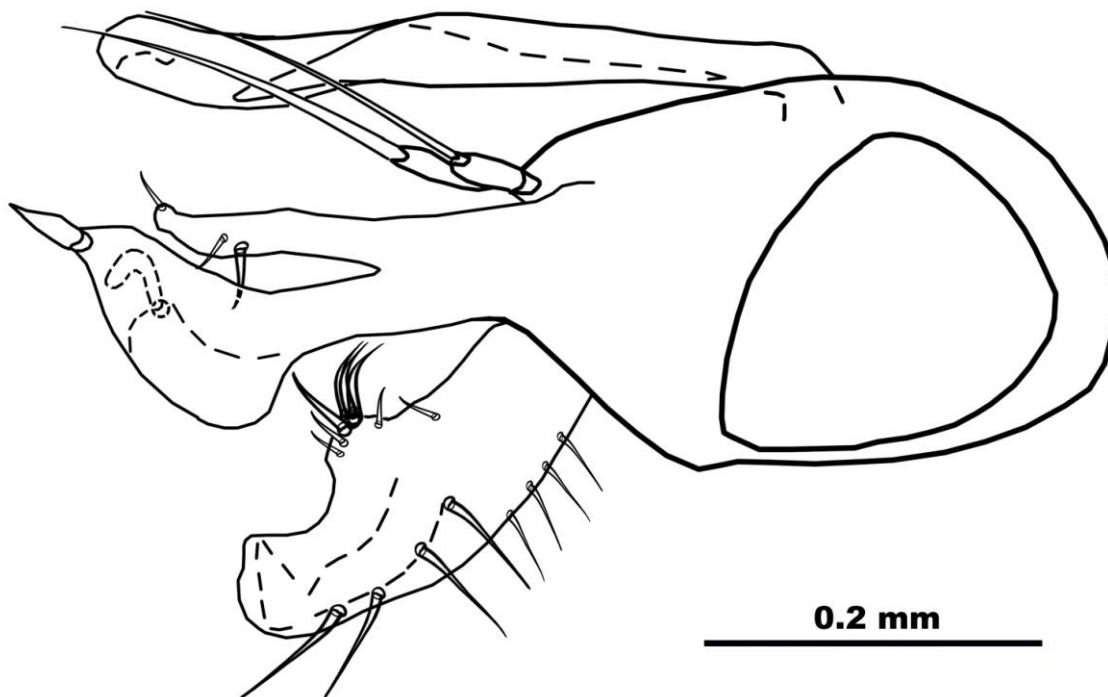


Fig. 12. *Sciapus freidbergi* Grichanov et Negrobov sp. nov., hypopygium.

***Sciapus adana* Grichanov et Negrobov sp. nov.**

(Figs. 13–17)

urn:lsid:zoobank.org:act:E9C0F7DD-D574-4697-8B04-040163769AAF

**Type material.** Holotype ♂: **Turkey:** Adana, Yumurtalik, 12-17.IV.2007 [ZIN]. Paratypes: 10♂, 2♀, with same data as holotype [ZIN]; ♂: **Turkey:** Adana, Yumurtalik, 25.IV.2007 [ZIN].

**Description.** Very similar to *S. freidbergi*, except for the following features.

**Male:** Body length: 3.8 mm, wing length: 2.8 mm, wing width: 1.0 mm, antenna length: 0.7 mm.

**Head:** palpus with 2 dark setae and yellow hairs; antennal postpedicel inconspicuously higher than long.

**Legs:** 4<sup>th</sup> segment with ventral row of short erect hairs; fore leg length ratio (from femur to tarsomere 5): 0.96/0.97/0.60/0.33/0.18/0.22/0.15, mid leg: 1.03/1.17/0.70/0.34/0.22/0.17/0.12, hind leg: 1.17/1.48/0.48/0.46/0.24/0.18/0.12 (in mm).





Fig. 13. *Sciapus adana* Grichanov et Negrobov sp. nov., male habitus.

*Wing*: ratio of part of costa between  $R_{2+3}$  and  $R_{4+5}$  to that between  $R_{4+5}$  and  $M_1$ : 0.40/0.07; length ratio of *dm-cu* to distal part of  $M_{1+2}$  (fork-handle) to distal part of CuA: 0.34/0.32/0.43 (in mm).

*Abdomen*: terminalia mainly brown (probably discolored).

*Hypopygium* with long simple phallosome; epandrial lobe short and narrow, with 2 long setae; surstylus deeply bifurcated; dorsal arm broader, expanded dorsally, bearing 2 long processes and 2 modified setae, one of which located at apex of longer process; ventral arm shorter, straight and narrow, with few simple setae; cerci fused to apex, subrectangular, covered with relatively long light hairs, bearing 4-5 very long lateral setae, and group of long straight and short curved setae ventrally at apex of median keel; no true ventral projection ("Organ X").

**Female**: Body length: 3.9 mm, wing length: 3.25 mm (in alcohol). Similar to male except lacking MSSC. Fore femur with several strong yellow bristles ventrally; each hemitergite with 2 narrow modified setae of unequal length; cercus with 3 apical setae, of which one seta nearly as long as cercus.

**Distribution.** East Turkey.

**Etymology:** The species is named after the Turkish province Adana.

**Diagnosis.** The species along with *S. freidbergi* sp. nov. keys to *S. lesinensis* Mik and *S. albovittatus* Strobl, differing from the latter in modified 2<sup>nd</sup> tarsomere and simple 4<sup>th</sup> tarsomere of fore tarsus. *S. adana* differs reliably from *S. freidbergi* in morphology of hypopygium appendages: cercus without ventral hook; surstylus with long apical process, as long as surstylus width at apex; epandrial lobe simple.



Fig. 14. *Sciapus adana* Grichanov et Negrobov sp. nov., female habitus.




Fig. 15. *Sciapus adana* Grichanov et Negrobov sp. nov., male fore tarsus.




Fig. 16. *Sciapus adana* Grichanov et Negrobov sp. nov., hypopygium.

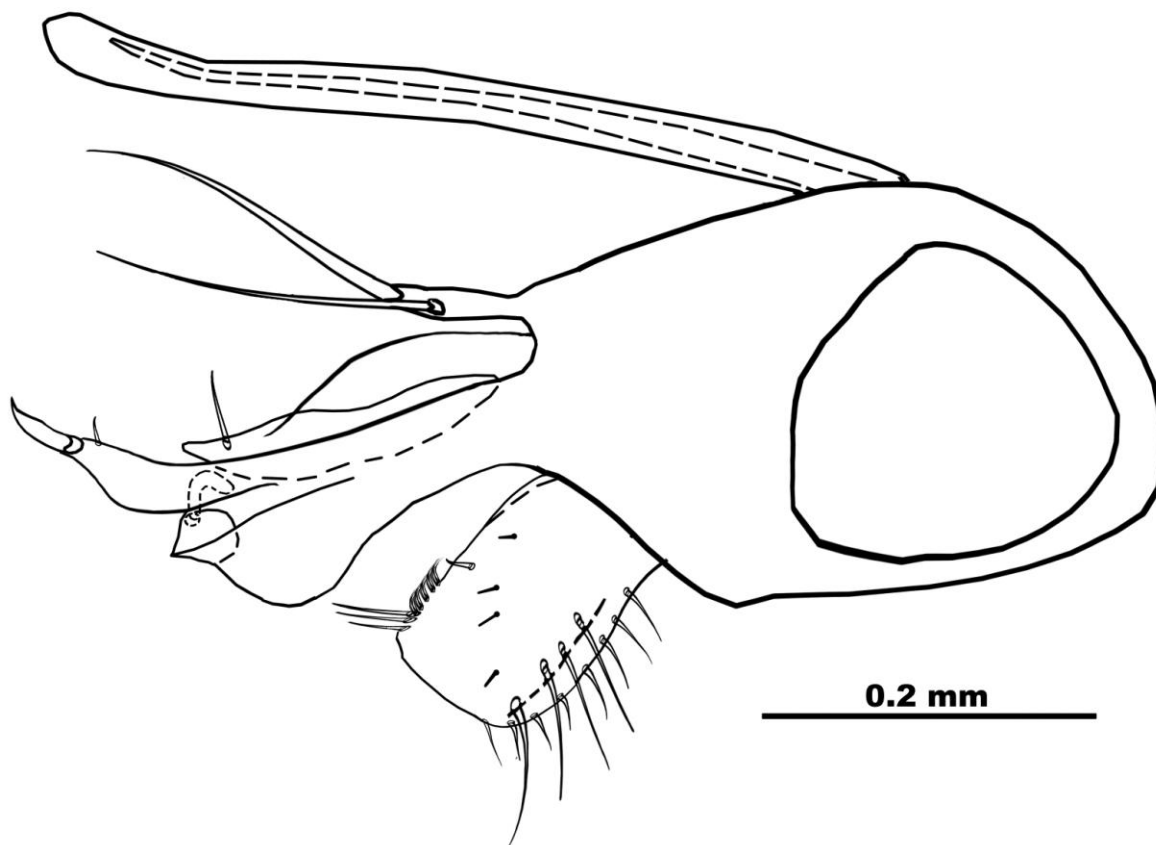


Fig. 17. *Sciapus adana* Grichanov et Negrobov sp. nov., hypopygium.

***Sciapus occidasiaticus* Grichanov et Negrobov sp. nov.**

(Figs. 18–21)

urn:lsid:zoobank.org:act:38869166-7923-4748-8DA1-10AF69163C1C

**Type material.** Holotype ♂: [West Bank:] “Israel: Ein Hajla, 11.V.1977, A.Freidberg” [TAU]. Paratypes: 1♂, 3♀ with same data as holotype [TAU]; 3♂, 4♀, **Israel:** Neot HaKikar, 20.V.1974, A.Freidberg” [TAU].

**Description. Male:** Body length: 4.8 mm, wing length: 3.4 mm, wing width: 1.1 mm, antenna length: 0.8 mm.

*Head:* about as wide as high; frons violet, white pollinose; 1 strong front vertical bristle bends forward, pair of strong black oculars with adjacent short black hairs, 1 long white post-vertical; face black, densely white pollinose, under antennae 2 times wider than postpedicel height, with indistinct transverse suture; clypeus not separated from eyes; proboscis yellow; palpus yellow, with yellow setae and hairs; antenna mainly yellow, postpedicel brownish at apex; stylus brown; postpedicel about as long as high; pedicel with short setae, somewhat

longer ventrally; stylus dorsal, shortly haired, about 3 times longer than antennomeres combined; postocular setae entirely white.

*Thorax:* mesonotum metallic green, weakly grey pollinose, with black setae; pleura blackish-green, grey pollinose; metepimeron yellow; six dorsocentrals decreasing in length anteriorly; few pairs of short acrostichals in anterior half of mesonotum; scutellum with 2 strong median and 2 fine short lateral setae.

*Legs:* yellow; distal segments of tarsi brownish; coxae yellow, with long yellow hairs; fore coxa with few yellow setae at apex; fore femur with row of 4-5 ventral dark cilia, not longer than half femur height, with few preapical posteroventral setae; fore tibia without setae; segments 1-3 with elongate ventral setulae; 2<sup>nd</sup> segment slightly thickened at extreme apex; 3<sup>rd</sup> segment slightly, but distinctly sinuate due to ventral thickening in middle third, slightly thickened at extreme apex; segments 4-5 not expanded, flattened ventrally, with short erect ventral setulae; mid femur with few preapical posteroventral setae; no strong anterior preapical seta; mid tibia with 1 anterodorsal seta at base, 2-3 apicals; tarsomeres simple, with very short ventral and apical setae; hind femur without remarkable ciliation; no strong anterior preapical seta; hind tibia and basitarsus with very short black setae; hind basitarsus with short basoventral seta. Fore leg length ratio (from femur to tarsomere 5): 1.08/1.17/0.75/0.53/0.50/0.22/0.16, mid leg: 1.13/1.49/1.13/0.48/0.33/0.19/0.13, hind leg: 1.49/1.82/0.60/0.65/0.32/0.16/0.13 (in mm).

*Wing:* hyaline; costa almost straight; ratio of part of costa between  $R_{2+3}$  and  $R_{4+5}$  to that between  $R_{4+5}$  and  $M_1$ : 0.20/0.07; crossvein *dm-cu* straight;  $M_2$  and CuA fold-like; anal lobe developed; anal angle right or acute; length ratio of *dm-cu* to distal part of  $M_{1+2}$  (fork-handle) to distal part of CuA: 0.41/0.29/0.55 (in mm); lower calypter with yellow cilia; halter yellow.

*Abdomen:* with mainly black setae; terga 1-3 mainly yellow, with more or less distinct dark dorsal spots and stripes; tergum 4 mainly dark; terga 5-6 greenish-black; sterna yellow-brown; terminalia yellow; 1<sup>st</sup> tergum with long yellowish-white hairs; sterna with yellowish-white hairs; segment 7 short, glabrous; segment 8 large, covered with short white hairs.

*Hypopygium* with long simple phallosome; epandrial lobe yellow, short, with 2 long setae; surstylus yellow, brown at apex, deeply bifurcated; dorsal arm somewhat longer and stronger sclerotized than ventral arm, slightly expanded distally; both arms narrow, each bearing modified seta and few short hairs at apex; cerci yellow, fused almost to apex, long, covered with relatively long dorsal hairs; each cercus bearing 1 very long apical seta and 5

long subapical lateral setae; ventral projection located at middle of cerci, bearing 3 pairs of strong ventral setae curved basad, without distal lobe.

**Female:** Body length: 4.2 mm, wing length: 3.5 mm (in alcohol). Similar to male except lacking MSSC. Fore femur with several strong yellow bristles ventrally; each hemitergite with 2 narrow modified setae of unequal length; cercus with 3 apical setae, of which one seta nearly as long as cercus.

**Distribution.** Israel and West Bank.

**Etymology:** The species name originates from Latin “Asia occidentalis” (West Asia).

**Diagnosis.** The new species differs from all other species in only 3<sup>rd</sup> tarsomere of fore tarsus enlarged, in absence of strong anterior preapical seta on hind femur, in morphology of hypopygium appendages.




Fig. 18. *Sciapus occidasiaticus* Grichanov et Negrobov sp. nov., head.

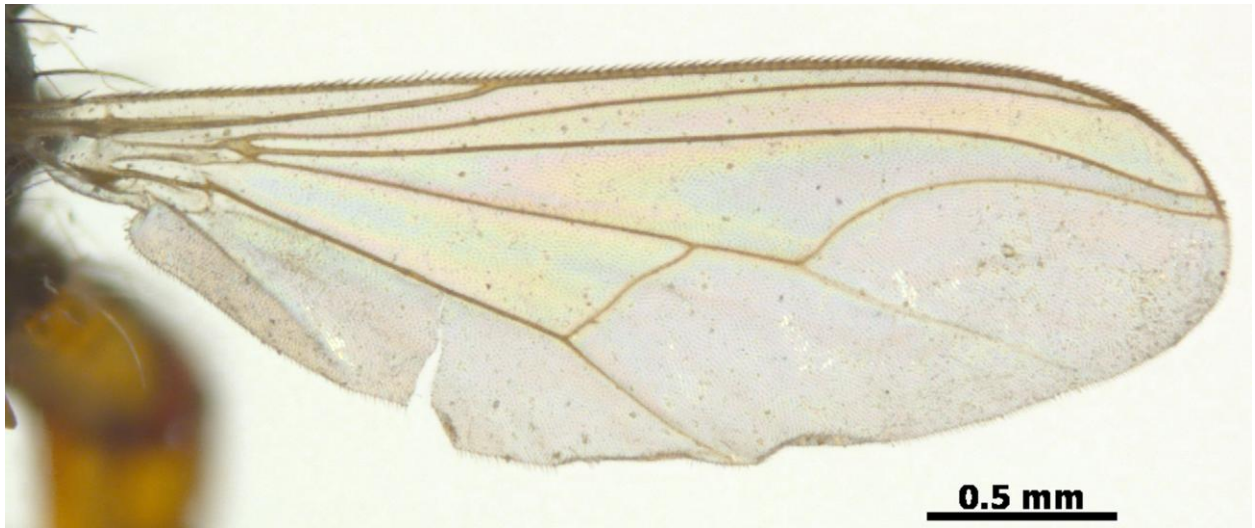


Fig. 19. *Sciapus occidasiaticus* Grichanov et Negrobov sp. nov., wing.



Fig. 20. *Sciapus occidasiaticus* Grichanov et Negrobov sp. nov., hypopygium.

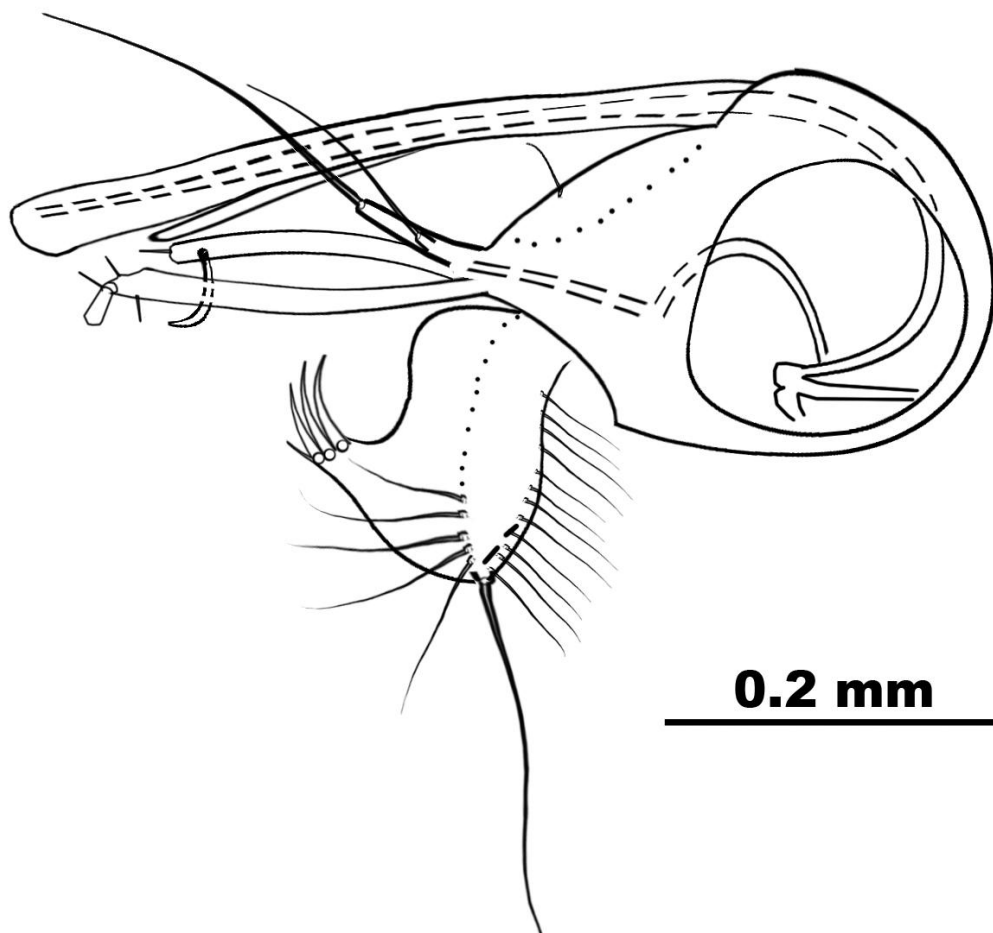


Fig. 21. *Sciapus occidasiaticus* Grichanov et Negrobov sp. nov., hypopygium.

***Sciapus iranicus* Grichanov et Negrobov sp. nov.**

(Figs. 22–26)

urn:lsid:zoobank.org:act:7B0F9D7F-60F6-4F59-8A02-DEE8B968FD20

**Type material.** Holotype ♂: Iran: Tehran, 7.V.1938, Zhenzhurist [MZUM]. Paratypes: 8♂, 4♀, Iran: Pahlevi [=Bandar-e Anzali], 2.V.1937, Zhenzhurist [MZUM, ZIN, VSU].

**Description. Male:** Body length: 5.0 mm, wing length: 4.4 mm, wing width: 1.3 mm, antenna length: 1.0 mm.

*Head:* slightly wider than high; frons greenish, densely white pollinose; 1 strong front vertical bristle bends forward, pair of strong black oculars with adjacent pair of short black setae, 1 long black postvertical; face black, densely white pollinose, under antennae nearly 3 times wider than postpedicel height, with indistinct transverse suture; clypeus not separated from eyes; proboscis orange-yellow; palpus yellow, with 2 black setae and yellow hairs; antenna mainly yellow, postpedicel and stylus brown; postpedicel about as long as high; pedicel



with short setae, somewhat longer ventrally; stylus dorsal, shortly haired, about 3 times longer than antennomeres combined; about 12 upper postocular setae black, of which uppermost seta rather long; lateral and lower postoculars white.

*Thorax:* mesonotum metallic green, weakly grey pollinose, with black setae; pleura blackish-green, whitish pollinose; metepimeron brown; six or seven dorsocentrals decreasing in length anteriorly; few pairs of short acrostichals in anterior half of mesonotum; scutellum with 2 strong median and 2 fine short lateral setae.

*Legs:* yellow; distal segments of tarsi brown; coxae yellow, with long yellow hairs; fore coxa with few yellow setae at apex; fore femur with 1-2 ventral dark setae at base and few posteroventral dark setae at apex, about as long as femur height; fore tibia with 1 dorsal seta at base, 2-3 fine posterodorsal setae, with elongated setulae ventrally, rather long at base; fore tarsus with elongate semi-erect ventral setulae; basitarsus with 3 ventral setae; mid femur with few long dark ventral setae at base and at apex, with row of short black rigid hairs ventrally, half as long as femur height; no strong anterior preapical seta; mid tibia with 2 long anterodorsal and 2 short posterodorsal setae, 2-3 apicals; tarsomeres simple, with short semi-erect ventral setulae; hind femur with strong anterior preapical seta, with 2-3 preapical posteroventral setae; hind tibia with 1 strong anterodorsal seta at base, with some short setae ventrally and dorsally; hind basitarsus with short basoventral seta. Fore leg length ratio (from femur to tarsomere 5): 1.27/1.38/0.94/0.47/0.40/0.30/0.22, mid leg: 1.46/1.99/1.26/0.54/0.44/0.24/0.20, hind leg: 1.85/2.44/0.78/0.74/0.44/0.23/0.19 (in mm).

*Wing:* hyaline; costa almost straight; ratio of part of costa between  $R_{2+3}$  and  $R_{4+5}$  to that between  $R_{4+5}$  and  $M_1$ : 0.32/0.07; crossvein *dm-cu* straight;  $M_2$  weak, CuA well developed; anal lobe narrow; anal angle obtuse; length ratio of *dm-cu* to distal part of  $M_{1+2}$  (fork-handle) to distal part of CuA: 0.45/0.57/0.52 (in mm); lower calypter with yellow cilia; halter yellow.

*Abdomen:* blackish green, with mainly black setae; terga 2-3 with small brownish lateral spots; sterna yellow-brown; hypopygium black-brown with yellow-brown appendages; 1<sup>st</sup> tergum with long yellowish-white hairs; terga ventrally and sterna with long yellowish-white hairs; segment 7 short, glabrous; segment 8 large, covered with long white hairs.

*Hypopygium* with long simple phallosome; epandrial lobe yellow, short, with 1 long and 1 short setae; surstylus yellow, brown at apex, entire, bearing some setae at apex as figured; cerci yellow, fused to apex, short, covered with relatively long hairs, light at base and black at apex; ventral projection located at middle of cerci, bearing curved and pointed ventrally setose lobe at base, and long hairy distal lobe.

**Female:** Body length: 2.8 mm, wing length: 2.6 mm. Similar to male except lacking MSSC. Fore femur with several strong yellow bristles ventrally; each hemitergite with narrow modified setae of unequal length.

**Distribution.** Iran.

**Etymology:** The species name originates from the name of the country.

**Diagnosis.** The new species belongs to *S. contristans* group of species having simple tarsi and fused cerci bearing ventral projection (Organ X). It keys to *S. discretus*, differing in mid femur bearing black setae and rigid hairs ventrally, fore and mid tarsi having erect or semierect setulae ventrally, pointed ventrally Organ X.




Fig. 22. *Sciapus iranicus* Grichanov et Negrobov sp. nov., head.




Fig. 23. *Sciapus iranicus* Grichanov et Negrobov sp. nov., antenna.




Fig. 24. *Sciapus iranicus* Grichanov et Negrobov sp. nov., wing.




Fig. 25. *Sciapus iranicus* Grichanov et Negrobov sp. nov., fore tarsus.

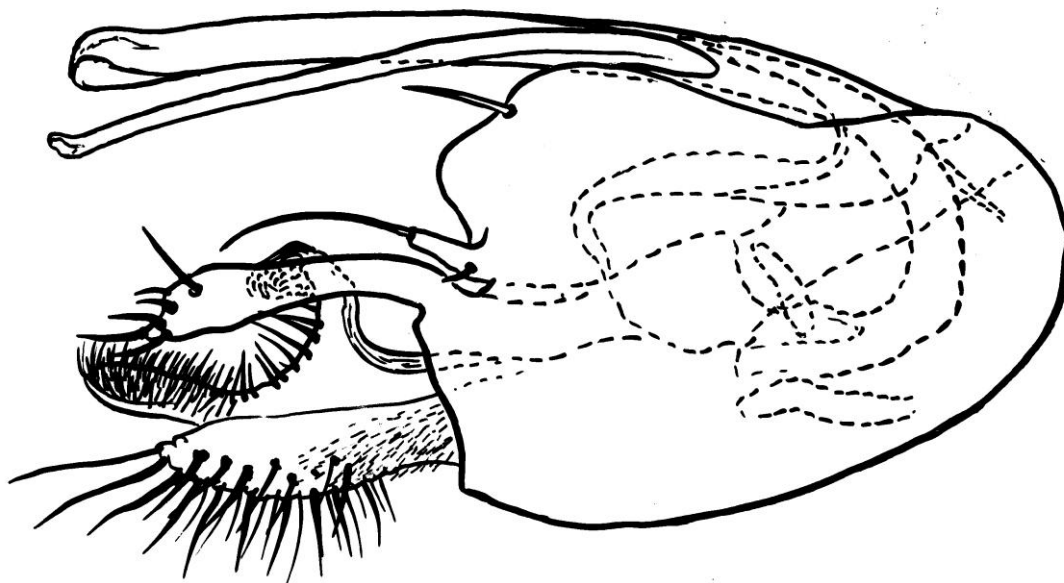


Fig. 26. *Sciapus iranicus* Grichanov et Negrobov sp. nov., hypopygium.

***Sciapus canariensis* Grichanov et Negrobov sp. nov.**

(Figs. 27–29)

urn:lsid:zoobank.org:act:E4D86779-F15E-4AF2-A67B-80EE471FE6E8

**Type material.** Holotype ♂: [**Spain:**] Canary, Tenerife, Teno Peninsula, lowland, 25-30.III.2011, N. Vikhrev [MZUM]. Paratype: 1♂, [**Spain:**] Canary, Tenerife Isl., park, 28.406 N, 16.570 W, 25-30.III.2011, N. Vikhrev [ZIN].

**Description. Male:** Body length: 4.5 mm, wing length: 3.6 mm, wing width: 1.3 mm, antenna length: 1.0 mm.

*Head:* with shrunken eyes, probably wider than high; frons black, densely white pollinose; 1 strong front vertical bristle bends forward, pair of strong black oculars, no adjacent hairs, 1 long black postvertical; face black, densely white pollinose, under antennae about 3 times wider than postpedicel height, with indistinct transverse suture; clypeus not separated from eyes; proboscis black; palpus yellow, with 1 black seta and yellow hairs; antenna with scape and pedicel yellow, postpedicel and stylus black; postpedicel about as long as high; pedicel with short setae, somewhat longer ventrally; stylus dorsoapical, shortly haired, 3.5 times longer than antennomeres combined; about 5 upper postocular setae black, of which uppermost seta rather long; lateral and lower postoculars white.

*Thorax*: mesonotum dark green, grey pollinose, with black setae; pleura black, densely white pollinose; metepimeron brown-black; six or seven dorsocentrals decreasing in length anteriorly; acrostichals well developed, biseriate along whole mesonotum length; scutellum with 2 strong median and 2 fine short lateral setae.

*Legs*: yellow; fore tarsus entirely brown-black; distal segments of mid and hind tarsi brown-black; coxae mainly yellow, with long yellow hairs; mid and hind coxae brownish; fore coxa with few yellow setae at base and at apex; fore femur with several sparse minute white hairs ventrally at base; fore tibia with 1 short dorsal seta at base; fore tarsus with simple setulae; tarsomeres 3 and 4 inconspicuously thickened; mid femur without remarkable ciliation; no strong anterior preapical seta; mid tibia with 1 anterodorsal at base and 1 short posterodorsal seta at extreme base; tarsomeres simple, with short ventral setulae; hind femur with anterior preapical seta, with 1 short preapical posteroventral setae; hind tibia with some short setae ventrally and dorsally; hind basitarsus with short basoventral seta. Fore leg length ratio (from femur to tarsomere 5): 1.12/1.22/1.12/0.38/0.28/0.17/0.17, mid leg: 1.35/1.83/1.40/0.64/0.44/0.29/0.19, hind leg: 1.79/2.42/0.77/0.84/0.47/0.26/0.18 (in mm).

*Wing*: hyaline; costa almost straight; ratio of part of costa between  $R_{2+3}$  and  $R_{4+5}$  to that between  $R_{4+5}$  and  $M_1$ : 0.42/0.11; crossvein *dm-cu* straight;  $M_2$  weak, CuA well developed; anal lobe narrow; anal angle right; length ratio of *dm-cu* to distal part of  $M_{1+2}$  (fork-handle) to distal part of CuA: 0.50/0.42/0.55 (in mm); lower calypter with yellow cilia; halter yellow.

*Abdomen*: blackish green, with mainly black setae; terga 1-3 with small brownish lateral spots; sterna brown; hypopygium black-brown with yellow-brown appendages; 1<sup>st</sup> tergum with yellowish-white hairs; terga ventrally and sterna with yellowish-white hairs; segment 7 short, glabrous; segment 8 large, covered with white hairs.

*Hypopygium* with long simple phallosome; epandrial lobe yellow, long, with 1 long apical and 1 short basal setae; surstylus yellow, brown distally, entire, bearing some short setae at apex as figured; cerci brown, fused to apex, 2 times longer than wide, covered with black hairs; ventral projection yellow, long, bearing long and thin, hairy at apex distal lobe.

**Female**: Unknown.

**Distribution**. Spain (Canary Islands).

**Etymology**: The species name originates from the name of the Canary Islands.

**Diagnosis**. The new species keys to *S. venetus*, differing in entirely brown-black fore tarsus; ventral side of Organ X nearly straight (lateral view), with ventral setae slightly longer than height of distal process. *S. venetus* has fore tarsus with yellow basitarsus, otherwise

brownish; ventral side of Organ X sinuate (lateral view), with ventral setae 2 times longer than height of distal process. The hypopygium morphology in *S. canariensis* is rather similar to that in *S. adumbratus*; nevertheless, the latter species has more or less distinct dark spot on wing at apex anteriorly; mid tibia covered with erect or semi-erect setulae; postpedicel brown, yellow at base.

**Remarks.** It is the 3<sup>rd</sup> species known from the Canary Islands (in addition to *S. glaucescens* and *S. montium*).




Fig. 27. *Sciapus canariensis* Grichanov et Negrobov sp. nov., head.

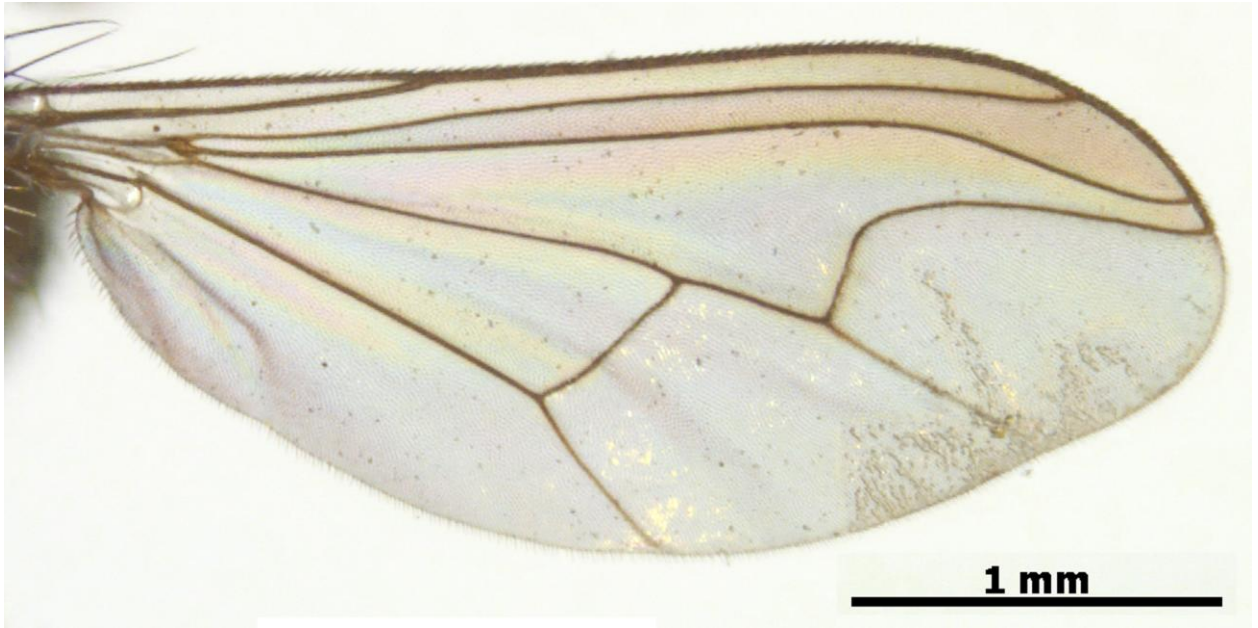


Fig. 28. *Sciapus canariensis* Grichanov et Negrobov sp. nov., wing.

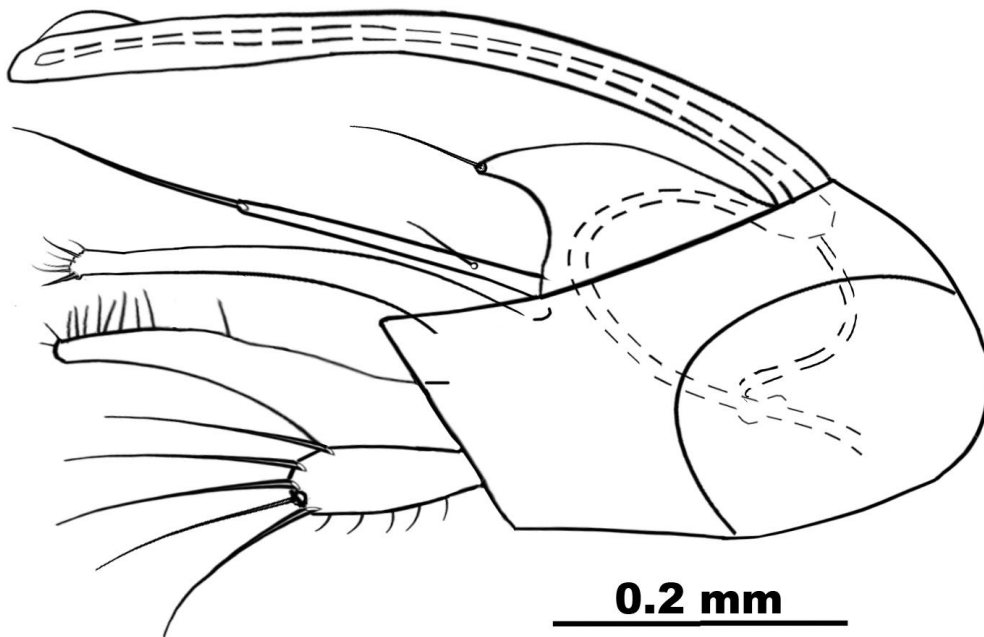


Fig. 29. *Sciapus canariensis* Grichanov et Negrobov sp. nov., hypopygium.

*Sciapus litoralis* Grichanov et Negrobov sp. nov.

(Figs. 30–34)

urn:lsid:zoobank.org:act:B15F04FB-5B70-4F23-AF49-35EBEE869F32

**Type material.** Holotype ♂: [Greece:] Hellas, Lakonia, 5 km S of Monemvasia, 2.IX.1985, Georg Christensen leg. [ZMUC]. Paratype: 1♂, 1♀, S **Turkey:** [Antalya,] Side, sand dunes, 3-4.X.2006, N. Vikhrev [MZUM]; 1♂, 1♀, **Turkey:** [Antalya,] Side, sand dunes near sea, 28-30.IX.2007, N. Vikhrev [MZUM].

**Description. Male:** Body length: 4.8 mm, wing length: 3.8 mm, wing width: 1.3 mm, antenna length: 1.0 mm.

*Head:* wider than high; frons black, densely white pollinose; 1 strong front vertical bristle bends forward, pair of strong black oculars with 2 adjacent black hairs, 1 long black postvertical; face black, densely white pollinose, under antennae about 3 times wider than postpedicel height, with indistinct transverse suture; clypeus not separated from eyes; proboscis yellow; palpus yellow, with 1 black seta and yellow hairs; antenna with scape and pedicel yellow, postpedicel and stylus brown-black; postpedicel nearly as long as high; pedicel with short setae, somewhat longer ventrally; stylus dorsal, shortly haired, 3 times longer than antennomeres combined; about 6 upper postocular setae black, of which uppermost seta rather long; lateral and lower postoculars white.

*Thorax:* mesonotum dark green, grey pollinose, with black setae; pleura black, densely grey pollinose; metepimeron dirty yellow; five strong dorsocentrals decreasing in length anteriorly; acrostichals well developed, biseriate along whole mesonotum length; scutellum with 2 strong median and 2 fine short lateral setae.

*Legs:* yellow; distal segments of tarsi brown; coxae yellow, with long yellow hairs; fore coxa with few yellow setae at base and at apex; hind coxa with 2 setae; fore leg without setae, entirely covered with rows of short erect hairs, somewhat longer at base of tibia and at apex of femur posteriorly; mid femur with elongate ventral setulae at apex; no strong anterior preapical seta; mid tibia with 1 strong anterodorsal at base, and 1 short posterodorsal at middle, 1 short posterior seta at extreme base; tarsomeres simple; hind femur with anterior preapical seta, with 2 short preapical posteroventral setae; hind tibia with some short setae ventrally and dorsally; hind basitarsus with short basoventral seta. Fore leg length ratio (from femur to tarsomere 5): 1.13/1.29/0.97/0.53/0.41/0.27/0.20, mid leg: 1.24/1.75/1.12/0.58/0.38/0.22/0.17, hind leg: 1.58/2.11/0.66/0.76/0.41/0.22/0.15 (in mm).



*Wing:* hyaline; costa almost straight; ratio of part of costa between  $R_{2+3}$  and  $R_{4+5}$  to that between  $R_{4+5}$  and  $M_1$ : 0.42/0.7; crossvein *dm-cu* straight;  $M_2$  weak, CuA well developed; anal lobe narrow; anal angle right; length ratio of *dm-cu* to distal part of  $M_{1+2}$  (fork-handle) to distal part of CuA: 0.47/0.42/0.51 (in mm); lower calypter with yellow cilia; halter yellow.



Fig. 30. *Sciapus litoralis* Grichanov et Negrobov sp. nov., habitus.

*Abdomen:* with mainly black setae, with segments 1-4 mainly yellow, more or less widely blackish brown along sutures, and segments 5-6 blueish or greenish black; sterna yellow; hypopygium brown with yellow-brown appendages; 1<sup>st</sup> tergum with yellowish-white hairs; terga ventrally and sterna with yellowish-white hairs; segment 7 short, glabrous; segment 8 large, covered with white hairs.

*Hypopygium* with long simple phallosome; epandrial lobe yellow, elongated, with 1 long and 1 short setae; surstylus yellow, brown distally, entire, bearing some setae at apex as figured; cerci brown, fused to apex, 2 times longer than wide, covered with black hairs; ven-

tral projection (Organ X) with yellow, long, bearing long distal lobe, gently sinuate ventral side, with interrupted row of ventral setae, with preapical glabrous constriction and apical enlargement (lateral view).

**Female:** Body length: 4.5 mm, wing length: 4.2 mm. Similar to male except lacking MSSC. Fore femur with several strong yellow bristles ventrally; each hemitergite with 2 narrow modified setae of unequal length; cercus with 3 apical setae, of which one seta nearly as long as cercus.

**Distribution.** Greece, Turkey.

**Etymology:** From Latin: shore-dweller.

**Diagnosis.** The new species belongs to *S. aberrans* group of species having simple tarsi and fused cerci bearing ventral projection (Organ X). It keys to *S. vladimiri* sp.n., differing in distal part of Organ X bearing interrupted row of ventral setae, having preapical glabrous constriction and apical enlargement (lateral view).



Fig. 31. *Sciapus litoralis* Grichanov et Negrobov sp. nov., head.




Fig. 32. *Sciapus litoralis* Grichanov et Negrobov sp. nov., wing.



Fig. 33. *Sciapus litoralis* Grichanov et Negrobov sp. nov., hypopygium.

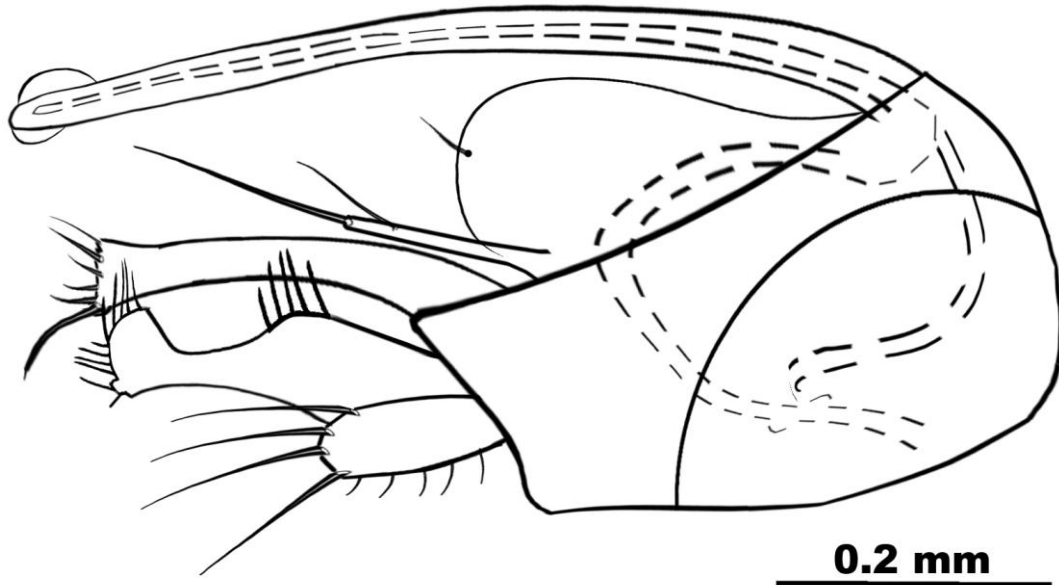


Fig. 34. *Sciapus litoralis* Grichanov et Negrobov sp. nov., hypopygium.

***Sciapus corsicanus* Grichanov et Negrobov sp. nov.**

(Figs. 35–39)

urn:lsid:zoobank.org:act:A71A92A4-0113-49B2-B0FA-A9DD7BC5C783

**Type material.** Holotype ♂: [France:] Corse, Forêt d'Aitone, Evisa, 900-1300 m, 14.VII.1967, Langemark-Lomholdt [ZMUC]. Paratypes: 5♀ with same data as holotype [ZMUC].

**Description. Male:** Body length: 4.1 mm, wing length: 3.9 mm, wing width: 1.4 mm, antenna length: 1.0 mm.

*Head:* with shrunken eyes, wider than high; frons violet-black, grey pollinose; 1 short front vertical bristle, half as long as postvertical, located close to latter bristle; pair of strong black oculars with 5 adjacent short black hairs; 1 long black postvertical; face somewhat bulging, violet-black, whitish pollinose, under antennae 5-6 times wider than postpedicel height, with distinct transverse suture; clypeus separated from eyes; proboscis black; palpus black, with black setae and hairs; antenna black; postpedicel about as long as high; pedicel with short setae, somewhat longer ventrally; stylus dorsal, shortly haired, nearly 4 times longer than antennomeres combined; upper postocular setae black, lateral and lower postoculars white.

*Thorax:* mesonotum metallic bluish-black, weakly grey pollinose, with black setae; pleura black, grey pollinose; six dorsocentrals decreasing in length anteriorly; acrostichals

well developed, biseriate along whole mesonotum length; scutellum with 2 strong median and 2 fine short lateral setae.

*Legs:* yellow-brown; coxae brown, with yellow setae and hairs; fore coxa with strong lateral and apical setae; femora mostly light-brown; tibiae brownish distally; tarsi black, brownish at base; fore femur with 4-5 ventral light setae in basal half, longer than femur height; fore tibia with 1 anterodorsal at base, 2 posterodorsal setae in basal half; fore tarsus simple; basitarsus with few rather short ventral setae; mid femur ventrally bare, with anterior and posterior rows of elongate semierect setulae in distal half; no strong anterior preapical seta; mid tibia with 1-2 anterodorsal and 0-1 short posterodorsal setae, 2-3 short apicals; mid tibia and basitarsus entirely covered with erect setulae; tarsomeres simple; hind femur with strong anterior preapical seta; hind tibia with 4-5 dorsal setae. Fore leg length ratio (from femur to tarsomere 5): 0.99/0.92/0.75/0.30/0.25/0.15/0.15, mid leg: 1.03/1.77/1.16/0.44/0.35/0.23/0.15, hind leg: 1.35/1.83/0.69/0.59/0.37/0.20/0.16 (in mm).

*Wing:* hyaline; costa straight; ratio of part of costa between  $R_{2+3}$  and  $R_{4+5}$  to that between  $R_{4+5}$  and  $M_1$ : 0.58/0.12; crossvein *dm-cu* straight;  $M_2$  foldlike, CuA well developed; anal lobe narrow; anal angle right; length ratio of *dm-cu* to distal part of  $M_{1+2}$  (fork-handle) to distal part of CuA: 0.51/0.64/0.53 (in mm); lower calypter with yellow cilia; halter yellow.

*Abdomen:* dark greenish-blue, black along sutures, with mainly black setae; sterna dark; hypopygium black with black-brown appendages; 1<sup>st</sup> tergum with long yellowish-white hairs; terga ventrally and sterna with long yellowish-white hairs; segment 7 short, glabrous; segment 8 large, covered with long black hairs.

*Hypopygium* with long simple phallosome; epandrial lobe black, long, with 2 long setae at apex; surstylus black, entire, spoon-like, bearing 2 teeth and some setae at apex as figured; cerci black, free from base, long, narrow, covered with relatively long light hairs and black setae; ventral projection absent.

**Female:** Body length: 3.8 mm, wing length: 3.4 mm. Similar to male except lacking MSSC. Vertical and postvertical bristles equal in length; face parallel-sided; fore femur with 5 strong light-brown bristles ventrally; each hemitergite with 2 narrow modified setae of unequal length; cercus with 3 apical setae, of which one seta longer than cercus. Fore leg length ratio (from femur to tarsomere 5): 1.00/0.93/0.68/0.25/0.21/0.16/0.14, mid leg: 1.02/1.41/0.89/0.37/0.26/0.15/0.15, hind leg: 1.34/1.74/0.59/0.53/0.34/0.18/0.19 (in mm).

**Distribution.** France.

**Etymology:** Latin: from Corsica (Corse).

**Diagnosis.** The new species is close to *S. nigricornis*, differing in mid tibia and basitarsus having erect or semierect setulae, veins  $M_1$  and  $M_2$  forming right angle, different shape of surstylus. *S. nigricornis* differs in mid tibia and basitarsus having simple setulae, veins  $M_1$  and  $M_2$  forming rather obtuse angle.



Fig. 35. *Sciapus corsicanus* Grichanov et Negrobov sp. nov., head anteriorly.




Fig. 36. *Sciapus corsicanus* Grichanov et Negrobov sp. nov., head laterally.



Fig. 37. *Sciapus corsicanus* Grichanov et Negrobov sp. nov., wing.



Fig. 38. *Sciapus corsicanus* Grichanov et Negrobov sp. nov., hypopygium.

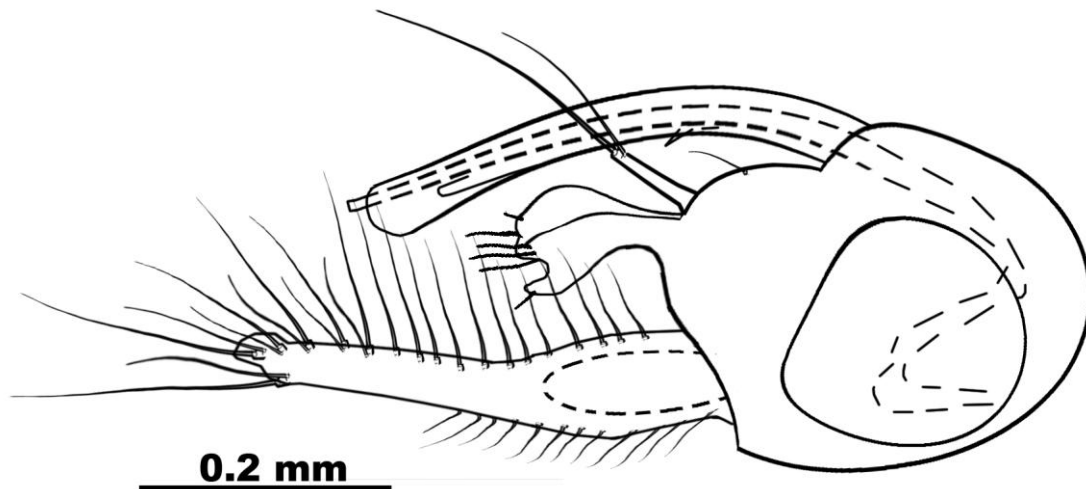


Fig. 39. *Sciapus corsicanus* Grichanov et Negrobov sp. nov., hypopygium.

***Sciapus pseudobellus* Grichanov et Negrobov sp. nov.**

**(Figs 40–42)**

urn:lsid:zoobank.org:act:132CC2B0-7A7D-4876-ABC7-5E79DD765E1E

**Type material.** Holotype ♂, **Italy:** Baragazza, 25.VII.1963 / *Sciapus bellus* det. Venturi [ZIN].



**Description. Male:** Body length: 3.0 mm, wing length: 2.8 mm, wing width: 1.3 mm, antenna length: 0.8 mm.

*Head:* Frons and face densely greyish white pollinose; face in middle hardly wider than postpedicel height; proboscis dark yellow; palpus yellow, with 1 black seta at apex and with yellow hairs; antenna with scape and pedicel yellow; postpedicel brown, as high as long; stylus dorsal, shortly haired; ratio of postpedicel length to its width to stylus length, 5/5/45; postocular setae entirely white.

*Thorax:* Dark green; mesonotum hardly shining, grey pollinose, with black setae and longitudinal brown stripes along rows of dorsocentrals; pleura densely grey pollinose, metapleura yellow; propleura with yellow hairs; 6 pairs of dorsocentrals; acrostical setae long, biserial; scutellum with 2 strong setae and 2 lateral hairs.

*Legs:* Including all coxae yellow; 4<sup>th</sup> segment of mid tarsus black, flattened laterally and widened, with black lateral setae as figured; coxae with long yellow hairs and setae. Fore femur with ventral row of long thin yellow hairs, longer than femur height, increasing in length distally; fore tibia with 2 posteroventral short setae; fore tarsus with simple hairs. Mid femur with preapical anterior and posteroventral setae; mid tibia with 3 anterodorsal, 3 posterodorsal and 3 ventral short setae; mid basitarsus with 5-5 short ventral setae. Hind femur with preapical anterior and posteroventral setae; hind tibia with 5 anterodorsal and 4 posterodorsal short setae; hind basitarsus with short ventral setae. Tibia and tarsomere (from first to fifth) length ratio: fore leg: 45/64/25/19/13/7, mid leg: 118/88/24/17/14/6, hind leg: 153/32/35/25/18/8.

*Wing:* dark along anterior margin; costa straight;  $M_1$  gently curved, forming right angle with  $M_2$ ; length ratio of part of costa between  $R_{2+3}$  and  $R_{4+5}$  to that between  $R_{4+5}$  and  $M_1$ : 26/3;  $M_2$  well developed, almost reaching wing margin; posterior cross vein *dm-cu* straight; length ratio of distal part of  $CuA_1$  to *dm-cu* to distal part of  $M_{1+2}$ : 4.2: 2.4: 3.6; anal vein distinct; anal lobe narrow; anal angle obtuse; lower calypter yellow, with long yellow cilia; halter yellow.

*Abdomen:* Shining metallic-green, bronze along sutures, with black setae, with long white hairs dorsally at base; sterna with pale hairs.

*Hypopygium* brown; phallosome thin, with dorsal serration; epandrial lobe large, with apical seta; surstylus short, bilobate with dorsal arm thin and slightly curved, ventral arm thick, bearing 8 setae; cerci long, narrow, short haired; no Organ X.

**Female:** Unknown.

**Distribution.** Italy.

**Etymology:** The species is named for its similarity with *Sciapus bellus*.

**Diagnosis.** The new species belongs to *S. bellus* group of species, being close to *S. dytei*, differing in cercus being nearly as long as epandrium, different shape of surstylus and epandrial lobe. *S. dytei* has cercus half shorter than epandrium.

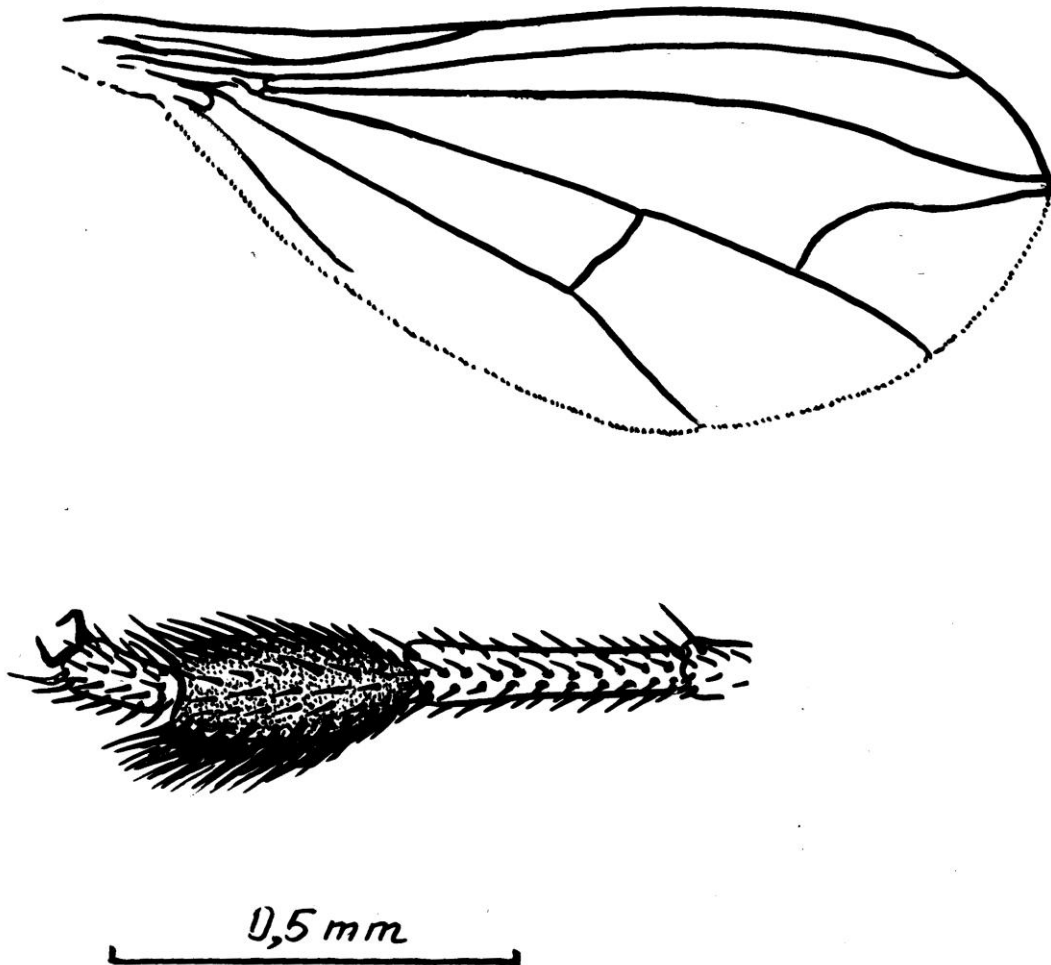


Fig. 40. *Sciapus pseudobellus* Grichanov et Negrobov sp. nov., wing.

Fig. 41. *Sciapus pseudobellus* Grichanov et Negrobov sp. nov., mid tarsomeres 3-5.

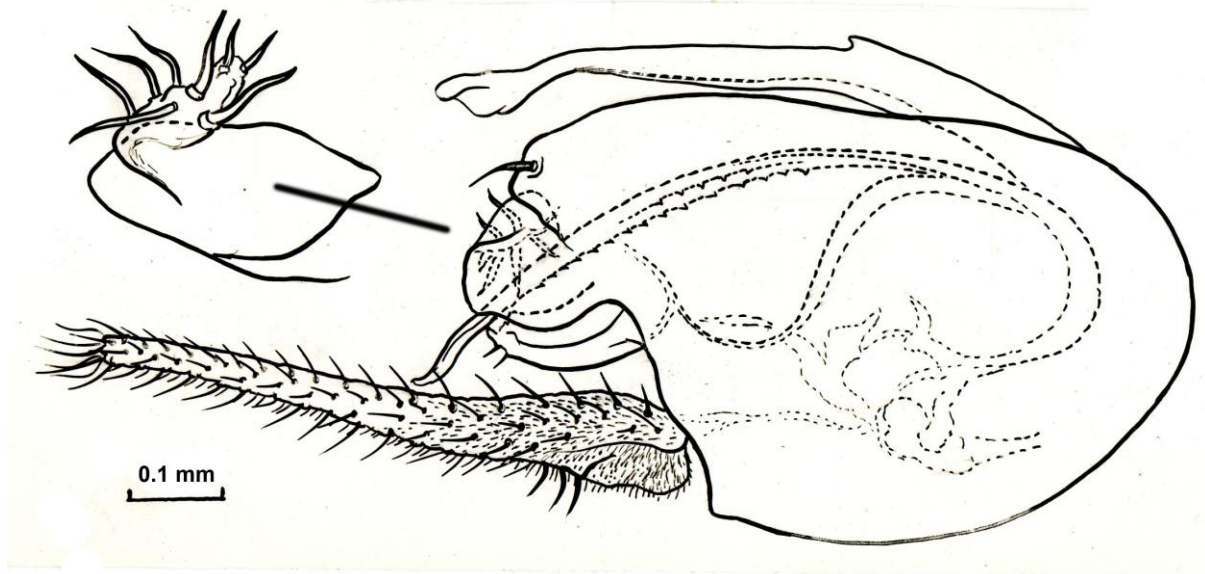


Fig. 42. *Sciapus pseudobellus* Grichanov et Negrobov sp. nov., hypopygium.

***Sciapus vladimiri* Grichanov et Negrobov sp. nov.**

(Figs. 43–44)

urn:lsid:zoobank.org:act:E862099D-D7C2-4EAB-8970-8E7CB0DFDAE1

**Type material.** Holotype ♂, [Russia:] Yakutia, Yakutsk, botanical garden, 14.VII.1976, Kovalyov [ZIN].

**Description. Male:** Body length: 3.6 mm, wing length: 3.3 mm, wing width: 0.8 mm, antenna length: 0.6 mm.

*Head:* Frons and face greyish white pollinose; face under antennae 3 times wider than postpedicel height; face and convex epistome separated by distinct transverse suture; proboscis brown; palpus yellow, with 1 long and one short black setae at apex and with white hairs; antenna with scape and pedicel yellow; postpedicel brown, slightly higher than long; stylus dorsal, shortly haired; ratio of postpedicel length to its width to stylus length, 6/5/36; postocular setae entirely white.

*Thorax:* Dark green; mesonotum metallic, pollinose, with black setae; pleura grey pollinose, metaepimeron yellow; propleura with 1 strong yellow seta below and with group of yellow hairs above; acrostical setae long, biserial, developed along whole length of mesonotum; scutellum with 2 strong setae.

*Legs:* Including all coxae yellow except for brown tarsi (from apex of basitarsus); coxae with long yellow hairs; tarsi simple. Fore femur with ventral row of short thin white hairs, not

longer than femur height, in distal quarter with posterior row of 8-9 hairs, approximately equal to or hardly shorter than femur height; fore tibia with 2 dorsal and 2 posteroventral short setae, with posteroventral row of erect setulae; fore tarsus with short erect ventral hairs, basitarsus with 1 short ventral seta. Mid femur in distal quarter with anteroventral row of short black setae, not longer than femur height; mid tibia with 3 anterodorsal, 3 posterodorsal and 2 posteroventral short setae; mid tibia and tarsi covered with short erect hairs; mid basitarsus with 3 short ventral setae. Hind femur with 1 strong preapical seta; hind tibia with 3 anterodorsal and 3 posterodorsal short setae and with short ventral hairs; hind basitarsus with 4-5 short black ventral setae. Tibia and tarsomere (from first to fifth) length ratio: fore leg: 70/46/24/18/19/11, mid leg: 90/58/29/20/13/10, hind leg: 117/36/37/25/13/9.

*Wing:* Hyaline; costa straight;  $M_1$  gently curved; length ratio of part of costa between  $R_{2+3}$  and  $R_{4+5}$  to that between  $R_{4+5}$  and  $M_1$ : 20/3;  $M_2$  well developed, almost reaching wing margin; posterior cross vein *dm-cu* straight; length ratio of distal part of  $CuA_1$  to *dm-cu* to distal part of  $M_{1+2}$ : 2.7: 2.8: 1.7; anal vein distinct; anal lobe narrow; anal angle obtuse; lower calypter yellow, with quite long yellow cilia; halter yellow.

*Abdomen:* Shining metallic-green, with black setae, with short white hairs dorsally at base; segments 1-3 with yellow lateral spots, half as large as segments 1-2, smaller on segment 3.

*Hypopygium* brown, cerci yellow; surstylus slightly curved at apex, shorter than epan-drium; cerci short, long haired, much shorter than Organ X, which expanded at base, bearing bunch of long cilia on midventral prominence, with narrow beaklike projection covered with short hairs and extending beyond apex of surstylus.

**Female:** Unknown.

**Distribution.** Russia (Yakutia).

**Etymology:** The species is named after the famous Russian dipterologist and paleontologist Dr. Vladimir Kovalev (1942–1987).

**Diagnosis.** The new species keys to *S. longulus* group of species, differing in well developed Organ X on fused cerci. Antenna mainly yellow; acrostical setae present; frons greyish white pollinose; fore tibia, mid tibia and tarsi with rows of short erect hairs; abdominal segments 1-3 with yellow lateral spots.

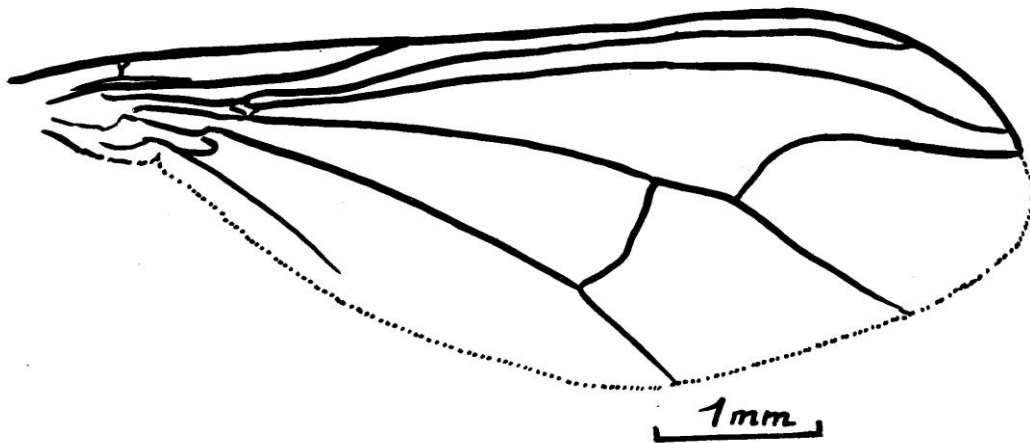


Fig. 43. *Sciapus vladimiri* Grichanov et Negrobov sp. nov., wing.

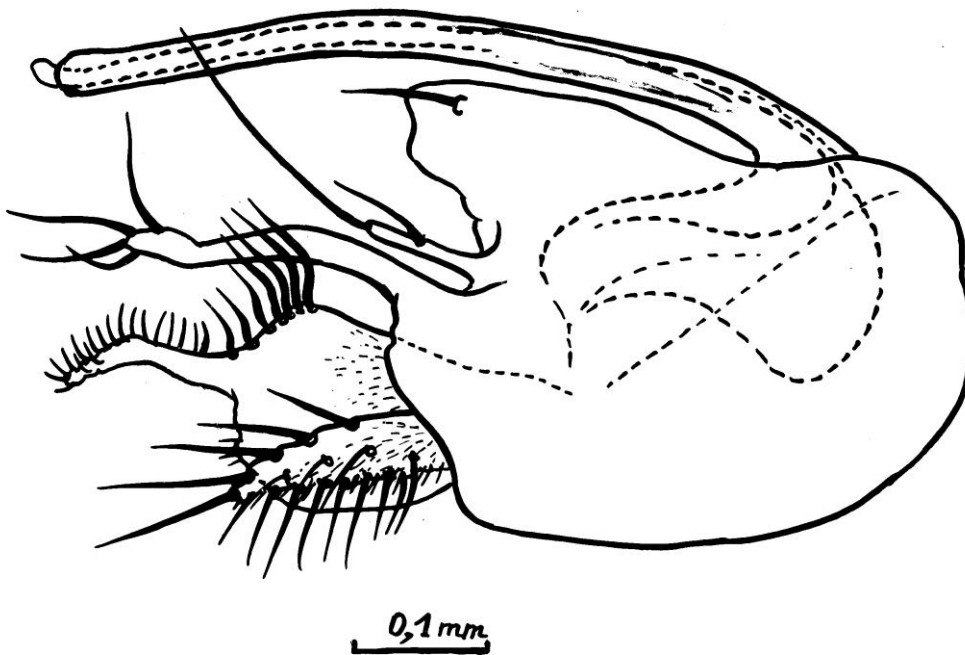


Fig. 44. *Sciapus vladimiri* Grichanov et Negrobov sp. nov., hypopygium.

**Key to Palaearctic species of the genus *Sciapus* (males)**

**Remark.** *S. mitis* Parent known by female is not included.

1. Tarsi with one or more segments enlarged (often slightly), plumose (or pennate), silvered or white..... 2
  - All tarsi simple, at most some segments with erect setulae, or elongated, or sometimes 5<sup>th</sup> segment flattened dorsoventrally and slightly broadened ..... 27
2. Mid tarsus modified; wing broad; face narrow, white; cercus simple, ventral cercal projection (“Organ X”) absent ..... 3
  - Fore or hind tarsi modified ..... 6
3. Mid tarsus with 3<sup>rd</sup> and 4<sup>th</sup> segments enlarged, silvery-white; cercus short; 3.5-5.0.....  
.....*platypterus* (Fabricius)
  - Mid tarsus with 3<sup>rd</sup> segment not enlarged, at most thickened at apex, and 4<sup>th</sup> segment black..... 4
4. Wing transparent; mid tarsus with 3<sup>rd</sup> segment thickened at apex, and 4<sup>th</sup> segment strongly enlarged; fore tibia not longer than basitarsus; 6.5-7.0..... *bellus* (Loew)
  - Wing dark along anterior margin; mid tarsus with 3<sup>rd</sup> segment not enlarged, and 4<sup>th</sup> segment slightly enlarged; fore tibia distinctly longer than basitarsus ..... 5
5. Cercus shorter than epandrium; 5.5-5.8..... *dytei* Negrobov, Maslova et Selivanova
  - Cercus longer than epandrium; 3.0 ..... *pseudobellus* sp.n.
6. Hind tarsus with 2<sup>nd</sup> segment strongly enlarged, with bilateral black pennation; fore tarsus simple; cercus longer than surstylus, simple, organ X absent; 3.3-4.0. *polozhentsevi* Negrobov
  - Hind tarsus simple; fore tarsus modified ..... 7
7. Fore tarsus with only one segment enlarged..... 8
  - Fore tarsus with at least two segments enlarged..... 11
8. Fore tarsus with only 3<sup>rd</sup> segment enlarged in middle and curved ..... *occidasiaticus* sp.n.
  - Fore tarsus with either 4<sup>th</sup> or 5<sup>th</sup> segment enlarged ..... 9
9. Fore tarsus with 5<sup>th</sup> segment white ..... *algius* Macg.
  - Fore tarsus with 5<sup>th</sup> segment black, ovoid, enlarged..... 10
10. Hind femur without anterior preapical seta; cerci free and lacking organ X; 5.0-5.3 .....  
..... *richterae* Negrobov et Grichanov
  - Hind femur with anterior preapical seta; cerci fused, with Organ X; 5.2..... *calceolatus* Loew
11. Fore tarsus with 3<sup>rd</sup> segment enlarged ..... 12

– Fore tarsus with 3 <sup>rd</sup> segment simple or thinned .....	15
12. Fore tarsus with 2 <sup>nd</sup> and 3 <sup>rd</sup> segments enlarged .....	13
– Fore tarsus with 2 <sup>nd</sup> segment simple .....	14
13. Cercus with thick ventral hook; surstylus with short apical process, half as long as surstylus width at apex; 4.5 .....	<i>freidbergi</i> sp.n.
– Cercus without ventral hook; surstylus with long apical process, as long as width of surstylus at apex; 4.5.....	<i>adana</i> sp.n.
14. Antenna black; face narrow; mesonotum not striated; fore tarsus about 3 times longer than tibia; fore tarsus with 3 <sup>rd</sup> and 4 <sup>th</sup> segments white.....	<i>lesinensis</i> Mik
– Antenna yellow, postpedicel brown; face broad; mesonotum striated; fore tarsus 1.75 times longer than tibia; fore tarsus with 3 <sup>rd</sup> and 4 <sup>th</sup> segments black.....	<i>albovittatus</i> Strobl
15. Fore tarsus with 4 <sup>th</sup> segment bearing large dorsal lobe.....	16
– Fore tarsus without lobe on 4 <sup>th</sup> segment .....	23
16. Acrostichals absent; wing vein <i>m-cu</i> strongly convex.....	17
– Acrostichals present; wing vein <i>m-cu</i> straight.....	18
17. Epandrial lobe much longer than epandrium, bearing long hairs; antennal pedicel with pale bristles; hind basitarsus much longer than next segment; 5.0-8.0 .....	<i>nervosus</i> (Lehmann)
– Epandrial lobe shorter than epandrium, sparsely ciliated; antennal pedicel with dark bristles; 6.0.....	<i>roderi</i> Parent
18. M <sub>1</sub> strongly curved towards base of wing; fore tarsus with 3 <sup>rd</sup> segment white at apex; mesonotum with 5 weak dorsocentrals; 6.0.....	<i>costae</i> Parent
– M <sub>1</sub> regularly convex anteriorly; 6 normal dorsocentrals.....	19
19. Abdomen largely yellow; costa concave or straight .....	20
– Abdomen dark, metallic green; costa straight.....	21
20. Wing costa distinctly concave (dorsal view); 4 <sup>th</sup> segment of fore tarsus compressed, lengthened into narrow triangular lobe dorsally at apex; 6.0.....	<i>albifrons</i> (Meigen)
– Wing costa straight (?); 4 <sup>th</sup> segment of fore tarsus with broad rhomboid lobe; 6.0.....	<i>palmipes</i> Collin
21. Fore basitarsus with 2 erect setae at 2/3; fore basitarsus at apex and 2 <sup>nd</sup> segment along ventral side with curved cilia; 3 <sup>rd</sup> segment thin; mid tibia and tarsus covered with fine erect setulae; 7.9-8.1 .....	<i>paradoxus</i> Negrobov et Shamshev
– Fore tarsus with simple segments 1-3; mid leg with normal ciliation .....	22

- 
22. Fore tarsus yellow, black on apical half of fourth segment and on fifth segment; uppermost 5-6 postocular cilia black; hypopygium with ventral margin of organ X only slightly concave, with long hairs along whole length; 4.5-6.0 ..... *wiedemanni* (Fallén)  
– Fore tarsus entirely brown-black; of the uppermost postocular cilia usually one or two, seldom more (to five) cilia are black; hypopygium with ventral margin of organ X strongly concave, haired only at apical and basal parts; 4.0-6.0 ..... *lobipes* (Meigen)
23. Fourth segment of fore tarsus milky-white ..... 24  
– Fore tarsus with 4<sup>th</sup> segment black ..... 25
24. Fourth segment of fore tarsus slightly broadened and laterally compressed; antenna yellow, postpedicel brown at tip and dorsally; wing vein M<sub>1</sub> distinct; fore coxa with yellow hairs, without bristles even at tip; hypopygium with organ X very slender; 5.0-6.0 .....  
..... *pallens* (Wiedemann)  
– Fourth and fifth segments of fore tarsus strongly broadened and laterally compressed; antenna black; wing vein M<sub>1</sub> fold-like; acrostichals microscopic; cercus free, organ X absent; 4.0 .....  
..... *evanidus* (Bezzi)
25. Antenna black; frons metallic blue; 3.0 ..... *longimanus* Becker  
– Antenna mainly reddish-yellow with postpedicel dark; frons white polinose ..... 26
26. All coxae yellow; fore tarsus entirely black; hind basitarsus as long as next segment; organ X with a strongly arcuate dorsal horn and with a plain bunch of long setae on its apicoventral angle; 6.0 ..... *flavicinctus* (Loew)  
– Mid and hind coxae more or less grey; only last two segments of fore tarsus dark; hind basitarsus slightly shorter than next segment; organ X with straight horn and without bunch of long setae; 6.0 ..... *glaucescens* (Loew)
27. At least mesonotum shining metallic; usually frons, thorax and abdomen entirely shining green, only very feebly dusted ..... 28  
– Frons, thorax and abdomen not shining, densely pollinose, sometimes with shining spots or stripes ..... 32
28. Cerci fused, with long apicoventral projection ..... 29  
– Cerci free at least partly ..... 30
29. Fore femur ventrally on basal half with four yellow spines, longest towards base, much longer than diameter of femur; tibia and tarsus of mid leg with a prickly appearance as a result of short erect setae; 3.0-4.5 ..... *longulus* (Fallén)  
– Fore femur ventrally with setiform hairs decreasing in length distally; tarsomeres of mid leg with anterodorsal setae; 4.7-4.9 ..... *incognitus* Negrobov et Shamshev



30. Mid tibia and tarsus without fine erect ciliation; frons not shining; 4-5 dorsocentrals; acrostichals absent; 2.5-2.75 ..... *sylvaticus* Becker  
 – Mid tibia and tarsus covered with fine erect ciliation; body entirely shining..... 31
31. Antenna black; surstylus longer than cercus; cercus pointed at apex; 3.0-3.5 .....*laetus* Meigen  
 – Antenna mainly yellow; surstylus as long as cercus; cercus broad at apex; 3.0.....  
 .....*euchromus* Loew
32. Cerci free at least partly, organ X reduced or free from cerci ..... 33  
 – Cerci fused, organ X present..... 45
33. Fore femur ventrally with double row of 7-9 long, spinelike yellow bristles; wing broad; face narrow, white; 4.0-5.0.....*spiniger* (Zetterstedt)  
 – Another combination of characters ..... 34
34. Mesonotum and scutellum yellow along margins; abdominal segments yellow, with black stripe anteriorly; fore femur ventrally with a row of 4-5 bristles; fore tarsus nearly twice longer than tibia; mid and hind femora with some white bristly cilia ventrally; R<sub>1</sub> rather long; 5.5.....*tenuinervis* (Loew)  
 – Another combination of characters ..... 35
35. Surstylus not bifurcated or bifurcated at extreme apex; cerci usually free to base..... 36  
 – Surstylus deeply bifurcated; cerci usually free in distal half ..... 40
36. Face plane, narrow; fore femur with 3 long flattened posteroventral bristles at base, 2/3 length of femur, and with anteroventral row of setae, about as long as height of femur.....  
 .....*oldenbergi* Parent  
 – Face broad, bulging; fore femur ventrally with or without simple bristles ..... 37
37. Mid tibia and tarsus covered with fine erect ciliation; surstylus half as long as cercus, broad ..  
 .....*corsicanus* sp.n.  
 – Mid tibia and tarsus without fine erect ciliation ..... 38
38. Antenna deep black; fore femur with 5 ventral setae; mid femur ventrally bare; veins M<sub>1</sub> and M<sub>2</sub> forming rather obtuse angle; cercus long and narrow, swollen at base; surstylus not bifurcated; 4.0.....*nigricornis* (Loew)  
 – Antenna reddish-yellow, postpedicel entirely or partly dark; veins M<sub>1</sub> and M<sub>2</sub> forming right angle; surstylus bifurcated at extreme apex ..... 39
39. Fore femur without ventral setae; all tibiae devoid of major setae; 3.6.....  
 .....*medvedevi* Negrobov et Selivanova

- 
- Fore femur with row of 4 black ventral setae in basal half; mid femur ventrally bare; cercus somewhat broader at base; 5.0 ..... *spinus* Parent
40. Epandrium subquadrangular; surstylus bifurcated nearly from base..... 41
- Epandrium globular-ovate; surstylus bifurcated from midlength, with narrow curved lobes ... 44
41. All podomeres of fore leg covered with fine erect ciliation anteriorly and posteriorly; fore tibia glabrous dorsally; surstylus with narrow lobes; 6.4 ..... *longitarsis* sp.n.
- Fore leg covered with simple ciliation; surstylus distally with more or less widened lobes ..... 42
42. Mid femur with ventral row of long black ventral setae, longer than femur height; 4.8–5.3.....  
..... *talebii* Kazerani et Grichanov
- Mid femur with yellow ventral ciliation or bare ..... 43
43. Both lobes of surstylus deeply bifurcated; mid femur bare; 6.5 ..... *euzonus* (Loew)
- Only ventral lobe of surstylus bifurcated at apex; mid femur with a complete row of ventral bristly cilia; 3.5-4.0 ..... *frater* Parent
44. Body mainly yellow, with green spot on mesonotum; palpus with 2 strong black setae at apex; cercus as long as surstylus; surstylus with flattened setae; 6.5 ..... *holoxanthos* Parent
- Mesonotum and scutellum metallic green; abdomen dark, at most with yellow spots on basal segments; palpus without strong setae; hind basitarsus about as long as next segment; cercus half as long as surstylus; surstylus with simple setae; 6.0-6.5 ..... *heteropygus* Parent
45. Abdominal segments 1-4 at least partly yellow ..... 46
- Abdomen entirely dark, rarely with yellow-brown spots laterally at base ..... 59
46. Lobes of Organ X bifurcate ..... 47
- Lobes of Organ X fused to apex ..... 49
47. Organ X with long apical setae, about half as long as Organ X; 5.0 ..... *judaeus* Parent
- Organ X with short apical setae ..... 48
48. Hypopygium black; 5.0 ..... *flexicornis* Parent
- Hypopygium reddish yellow; 4.5 ..... *maurus* Parent
49. Fore basitarsus longer than tibia; at least hind tibia and tarsi, distal half of hind femur brown.  
..... *montium* Becker
- Fore basitarsus not longer than tibia; hind femur and tibia yellow ..... 50
50. Apex of Organ X hardly reaching apex of cercus; 4.1 ..... *gracilipes* Loew
- Distal part of Organ X strongly projecting behind apex of cercus ..... 51
51. Organ X without long setae ventrally at middle ..... 52
- Organ X with some long setae ventrally at middle ..... 56

52. Wing with distinct smoky spot at apex anteriorly; fore tarsus entirely blackish-brown; mid tibia covered with erect setulae; 4.0..... *adumbratus* (Becker)  
 – Wing without smoky apical spot; mid tibia covered with simple setulae..... 53
53. Abdomen entirely yellow, at most brownish at apex; antenna entirely yellow; 4.0.....  
 ..... *vicinus* Parent  
 – Abdomen mainly dark, with partly yellow segments 2-3..... 54
54. Wing vein dm-cu distinctly longer than distal part of CuA (4:3.2); fore tarsus mainly yellow, brown at apex; antennal postpedicel yellow, brownish at apex; 3.7-4.4 .....  
 ..... *matilei* Negrobov  
 – Wing vein dm-cu not longer than distal part of CuA; antennal postpedicel brown-black ..... 55
55. Fore tarsus entirely brown-black; ventral side of Organ X nearly straight (lateral view), with ventral setae slightly longer than height of distal process ..... *canariensis* sp.n.  
 – Fore basitarsus yellow, fore tarsus brownish from tip of basitarsus; ventral side of Organ X sinuate (lateral view), with ventral setae 2 times longer than height of distal process; 4.5-5.0 .  
 ..... *venetus* Meuffels
56. At least fore tibia and tarsus covered with erect setulae..... 57  
 – Fore tibia and tarsus covered with accumbent setulae..... 58
57. Organ X thin and beaked at apex, with curved dorsally distal process; with uninterrupted row of ventral setae decreasing in length towards apex; fore and mid tarsi covered with erect setulae; 3.6 ..... *vladimiri* sp.n.  
 – Organ X thick and with gently sinuate ventral side (lateral view), with interrupted row of ventral setae, with preapical glabrous constriction and apical enlargement (lateral view); only fore tarsus covered with erect setulae; 4.8 ..... *litoralis* sp.n.
58. Cercus small and rounded; distoventral epandrial lobe with 2 apical setae; 4.0-5.5.....  
 ..... *aberrans* Becker  
 – Cercus 2 times longer than wide; distoventral epandrial lobe with 1 apical seta and 1 seta at middle; 3.8-4.5..... *subvicinus* Grichanov
59. Fore femur ventrally on basal half with a row of rigid hairs, some of which are longer than diameter of femur..... 60  
 – Fore femur ventrally bare or with hairs shorter than diameter of femur; hind basitarsus about as long as or shorter than second segment; organ X of hypopygium with stout process..... 63
60. Hind basitarsus about as long as second segment; frons white; metaepimera grey; Organ X of hypopygium with stouter process ..... 61

- 
- Hind basitarsus distinctly longer than next segment; frons grey yellow or silvery grey; Organ X of hypopygium with a very slender process ..... 62
61. Mid femur with pale fine hairs ventrally; tarsomeres 2-4 of fore and mid tarsi without erect setulae; Organ X rectangular ventrally at base; 4.5-5.0.....*discretus* Parent
- Mid femur with black rigid hairs ventrally; tarsomeres 2-4 of fore and mid tarsi with erect or semierect setulae ventrally; Organ X pointed ventrally at base; 5.0.....*iranicus* sp.n.
62. Frons silvery grey; metaepimera grey; fore tibia and tarsus covered with fine erect ciliation; 4.8..... *sibiricus* Negrobov et Shamshev
- Frons grey yellow; uppermost 5-8 postocular cilia black; metaepimera yellow; hind margin of wing irregularly curved; fore tibia and tarsus covered with simple hairs; 4.3-5.6 .....  
.....*contristans* (Wiedemann)
63. Fore tarsus with at least 3<sup>rd</sup> and 4<sup>th</sup> segments slightly thickened, nearly as thick as tibia; mid tibia with 4 posterodorsal, 3 anterodorsal and 2 anteroventral bristles, covered with short erect setae; hind basitarsus nearly as long as second segment; Organ X with simple setae at middle, regularly convex ventrally; 4.0-5.0..... *opacus* (Loew)
- Fore tarsus simple; mid tibia usually without erect setae; Organ X strongly projected ventrally at base; other features various..... 64
64. Uppermost postocular cilia white; mid tibia with 3 antero- and 3 posterodorsal setae (less often with only 2 antero- and/or 2 posterodorsals); hind tibia likewise rather strongly bristled; metaepimeron yellow; midcoxa basally usually not darkened; 3.75-4.9 .....  
.....*maritimus* Becker
- Uppermost 6-10 postocular cilia dark, mid tibia with only one anterodorsal seta near base, seldom with some more very small bristles; hind tibia poorly bristled (generally only one anterodorsal seta developed); metaepimera dark; mid coxa darkened at base ..... 65
65. Hind margin of wing irregularly curved, with a bulge at tip of CuA; fore basitarsus bearing, besides a small basal seta, 1-3 other small posteroventrals; surstylus of hypopygium not very broad, as high as process of Organ X (lateral view); 3.9-4.5 ..... *zonatulus* (Zetterstedt)
- Hind margin of wing regularly curved; fore basitarsus bearing only one small basal posteroventral seta; surstylus of hypopygium very broad, about 2 times higher than process of Organ X; 4.2-4.8 ..... *basilicus* Meuffels & Grootaert

## Discussion

Bickel (1994) has recognized four species groups (A-D) in the Holarctic fauna of the *Sciapus*. We here name the groups, adding one more group, and supplementing them with new and missing Palaearctic species.

*Sciapus platypterus* species group has a distally expanded wing in males, somewhat narrowed face in both sexes, male mid tarsus modified (usually simple in most *Sciapus*), and compact hypopygium: *S. platypterus*, *S. bellus*, *S. dytei* and *S. pseudobellus*.

*Sciapus laetus* species group has simple cerci and surstyli and mostly unornamented tarsi in males: *S. corsicanus*, *S. euchromus*, *S. evanidus*, *S. laetus*, *S. lesinensis*, *S. nigricornis*, *S. oldenbergi*, *S. polozhentsevi*, *S. spiniger*, *S. spinosus* and *S. sylvaticus*.

*Sciapus euzonus* species group has deeply bifurcated surstylus in males, cerci usually simple and free in distal half: *S. euzonus*, *S. frater*, *S. heteropygus*, *S. holoxanthos*, *S. longitarsis*, *S. occidasiaticus*, *S. talebii* and *S. richterae*.

*Sciapus nervosus* species group has more or less complex cerci (but presence of Organ X uncertain), large and usually undivided surstylus, modified fore leg in males: *S. adana*, *S. freidbergi*, *S. longimanus*, *S. nervosus* and *S. roderi*.

*Sciapus constrictans* species group has "Organ X" distinctly fused with fused cerci, surstylus undivided or bifurcated at extreme apex: *S. aberrans*, *S. adumbratus*, *S. albifrons*, *S. albovittatus*, *S. algirus*, *S. basilicus*, *S. calceolatus*, *S. canariensis*, *S. constrictans*, *S. costae*, *S. discretus*, *S. flavicinctus*, *S. flexicornis*, *S. glaucescens*, *S. gracilipes*, *S. incognitus*, *S. iranicus*, *S. judaeus*, *S. litoralis*, *S. lobipes*, *S. longulus*, *S. maritimus*, *S. matilei*, *S. maurus*, *S. medvedevi*, *S. montium*, *S. opacus*, *S. pallens*, *S. palmipes*, *S. paradoxus*, *S. sibiricus*, *S. subvicinus*, *S. venetus*, *S. vicinus*, *S. vladimiri*, *S. wiedemanni* and *S. zonatulus*. The Nearctic and Afrotropical species also belong to this group.

There is inadequate information regarding the hypopygium of the following species: *S. mitis* Parent (described from female only) and *S. tenuinervis* (Loew).

*Sciapus* together with seven more tropical genera forms distinct tribe Sciapodini within the subfamily (Bickel, 1994), and key characters proposed by Bickel are sometimes insufficient to distinguish *Sciapus* from other genera of the tribe. The hypopygial structure is decisive to refer some species to one of the closest genera: *Mascaromyia* Bickel, 1994, *Bickelia* Grichanov, 1996 (both are endemics of the western Indian Ocean islands), and *Sciapus*. The

latter genus with its type species has been recently involved in the molecular analysis of Dolichopodidae, suggesting relationship between *Medetera* Fischer von Waldheim, 1819 and *Sciapus* (Bernasconi et al., 2007), though the *S. platypterus* species group seems close to the genus *Neurigona* Rondani, 1856 from a morphological point of view. Nevertheless, considering the Sciapodinae as a whole to have some ancestral characters (symplesiomorphies), Bickel (1994) suggested that it may be the sister group of the subfamily Dolichopodinae.

### Acknowledgements

We would like to thank Igor Shamshev, who kindly commented on an earlier draft of the manuscript. This research was partly funded by a research grant 14-04-00264-a from the Russian Fund for Basic Research.

### References

- Becker, Th. 1890. Neue Dipteren aus Dalmatien, gesammelt auf einer Reise im Mai 1889. *Berliner entomologische Zeitschrift*, 33(2): 335–346.
- Becker, Th. 1902. Aegyptische Dipteren. *Mitteilungen aus dem Zoologischen Museum in Berlin*, 2(2): 1–195.
- Becker, Th. 1907. Die Ergebnisse meiner dipterologischer Frühjahrsreise nach Algier und Tunis, 1906. *Zeitschrift für Systematische Hymenopterologie und Dipterologie*, 7: 97–128.
- Becker, Th. 1908. Diptera der Kanarischen Inseln. *Mitteilungen aus dem Museum für Naturkunde in Berlin*, 4: 1–180.
- Becker, Th. 1918. Dipterologische Studien. Dolichopodidae. A. Paläarktische Region. Teil 3. *Nova Acta Academia Caesarea Leopoldino-Carolinae Germanicum Naturae Curiosorum* 104(2): 35–214.
- Bernasconi, M.V., Pollet, M. & Ward, P.I., 2007. Molecular systematics of Dolichopodidae (Diptera) inferred from COI and 12S rDNA gene sequences based on European exemplars. *Invertebrate Systematics*, 21: 453–470.
- Bezzi, M., 1898. Contribuzion alla fauna dipterologica italiana. II. Dipteri delle Marche e degli Abzurri. *Bollettino della Società Entomologica Italiana*, 30: 19–50.
- Bezzi, M. 1903. Orthorrhapha Brachycera. In: Becker, T., Bezzi M., Bischof J., Kertész K. & Stein P. (Eds.). *Katalog der paläarktischen Dipteren*, Budapest, 2: 1–396.

- Bickel, D.J. 1994. The Australian Sciapodinae (Diptera: Dolichopodidae), with a review of the Oriental and Australasian faunas, and a world conspectus of the subfamily. *Records of the Australian Museum, Supplement*, 21: 1–394.
- Bickel, D.J., 2002. New synonyms in the Nearctic and Neotropical Sciapodinae (Diptera: Dolichopodidae). *Studia dipterologica*, 9(2): 545–560.
- Bulli, A.F. & Negrobov, O.P. 1987. A new species of the genus *Sciapus* (Diptera, Dolichopodidae). *Vestnik Zoologii*, 3: 81–82 (in Russian).
- Chandler, P.J. (Ed.). 1998. Checklists of Insects of the British Isles (New Series). Part 1: Diptera. *Handbooks for the Identification of British Insects*, 12(1): 1–234.
- Collin, J.E. 1966. New species of Diptera collected by A. Giordani Soika. Dolichopodidae. *Bollettino del Museo civico di Storia Naturale di Venezia*, 16: 33–38.
- Costa, A. 1886. Notizie ed osservazioni sulla Geo-Fauna sarda Memoria Sesta Risultamento delle ricerche fatte in Sardegna nella State del 1885. *Atti della Reale Accademia delle Scienze Fisiche e Matematiche di Napoli*, Serie 2a [1888], 2(8): 1–40.
- Cumming, J.M. & Wood, D.M. 2009. Adult morphology and terminology. In: Brown, B.V. Borkent, A., Cumming, J.M., Wood, D.M., Woodley, N.E. & Zumbado, M.A. (eds.). *Manual of Central American Diptera*, 1, NRC Research Press, Ottawa: 9–50.
- Czerny, L. & Strobl, P.G. 1909. Spanische Dipteren. III. Beitrag. *Verhandlungen der Zoologisch-botanischen Gesellschaft in Wien*, 59: 121–301.
- Fabricius, J.C. 1805. Systema antliatorum secundum ordines, genera, species, adiectis synonymis, locis, observationibus, descriptionibus. Reichard, Brunsvigae [=Brunswick]: 1–372 + 30 p.
- Fallén, C.F. 1823. *Monographia Dolichopodum Sveciae*. Lundae [=Lund]: 1–24.
- Grichanov, I.Ya. 1997. Predatory flies of the family Dolichopodidae (Diptera) in agroecosystems of the Northern Caucasus. In: *Diptera (Insecta) in Ecosystems*, St-Petersburg: 42–43 (in Russian).
- Grichanov, I.Ya. 2003–2014. A check list of species of the family Dolichopodidae (Diptera) of the World arranged by alphabetic list of generic names [online database]. Available from <http://dolicho.narod.ru/Genera3.htm> (accessed 31 August 2014).
- Grichanov, I.Ya. 2006. A checklist and keys to North European genera and species of Dolichopodidae (Diptera). *Plant Protection News Supplement*. All-Russian Institute of Plant Protection, St. Petersburg, pp. 1–120.

- Grichanov, I.Ya. 2007. A checklist and keys to Dolichopodidae (Diptera) of the Caucasus and East Mediterranean. *Plant Protection News Supplement*. All-Russian Institute of Plant Protection, St. Petersburg, pp. 1–160.
- Grichanov, I.Ya., Selivanova, O.V. & Negrobov, O.P. 2011. A brief synopsis of Palaearctic genera of the family Dolichopodidae (Diptera). *Ukrainska Entomofaunistyka*, 2(2): 11–40.
- Harris, M. 1780. *An exposition of English insects, with curious observations and remarks, wherein each insect is particularly described; its parts and properties considered; the different sexes distinguished, and the natural history faithfully related. The whole illustrated with copper plates, drawn, engraved, and coloured, by the author*. Robson Co., London. P. 73–166 + [4].
- Lehmann, J.G.C. 1822. *Indicem scholarum publice privatimque in Hamburgensium Gymnasio Academico a paschate 1822 usque as pascha a. 1823 habendarum*. Observationes zoologicae praesertim in faunam hamburgensem. Pugillus primus. Hamburgi [=Hamburg]: 1–55.
- Lichtwardt, B. 1913. Bemerkungen über einige *Chrysosoma (Psylopus)* Arten (Dipt.). *Annales historico-naturales Musei nationalis hungarici*, 11: 400–403.
- Loew, H. 1856. Neue Beiträge zur Kenntniss der Dipteren. Vierter Beitrag. *Programme der Königlichen Realschule zu Meseritz* 1856: 1–57.
- Loew, H. 1857. Neue Beiträge zur Kenntniss der Dipteren. Fünfter Beitrag. *Programme der Königlichen Realschule zu Meseritz*: 1–56.
- Loew, H., 1858. Bericht über die neuern Erscheinungen auf dem Gebiete der Dipterologie. *Berliner entomologische Zeitschrift*, 2: 325–349.
- Loew, H. 1859. Neue Beiträge zur Kenntniss der Dipteren. Sechster Beitrag. *Programme der Königlichen Realschule zu Meseritz*: 1–50.
- Loew, H. 1866. *Psilopus opacus* nov. sp. *Berliner entomologische Zeitschrift*, 10: 63–64.
- Loew, H. 1869a. Ueber Dipteren der Augsburger Umgegend. *Bericht des Naturhistorischen Vereins in Augsburg*, 20: 39–59.
- Loew, H. 1869b. Systematische Beschreibung der bekannten europäischen zweiflügeligen Insekten. Von Johann Wilhelm Meigen. Achter Theil oder zweiter Supplementband. *Beschreibungen europäischer Dipteren. Erster Band*. H.W. Schmidt, Halle: I–XVI, 1–310 + 1.
- Loew, H. 1871. Systematische Beschreibung der bekannten europäischen zweiflügeligen Insekten. Von Johann Wilhelm Meigen. Neunter Theil oder dritter Supplementband.



- Beschreibungen europäischer Dipteren. Zweiter Band.* H.W. Schmidt, Halle: I-VIII, 1–319 + 1.
- Loew, H. 1873. *Diptera nova*, in Pannoni inferiori et in confinibus Daciae regionibus a Ferd. Kowarzio capta. *Berliner entomologische Zeitschrift*, 17: 33–52.
- Lundbeck, W. 1912. *Diptera Danica. Genera and species of flies hitherto found in Denmark.* Part IV. Dolichopodidae. G.E.C. Gad, Copenhagen: 1–416.
- Macquart, J. 1834. *Histoire naturelle des insectes. Diptères.* Tome première. Ouvrage accompagn. de planches. Roret, Paris: 1–578.
- Macquart, P.J.M. 1849. Huitième ordre. Les diptères, pp. 414–503. In: Lucas, H., *Exploration scientifique de l'Algérie pendant les années 1840, 1841, 1842 publiée par ordre du gouvernement et avec le concours d'une Commission Académique.* Zoologie. Sciences Physiques. Histoire naturelle des animaux articulés. Troisième partie. Insectes. Arthus Bertrand, Paris: 1–527.
- Meigen, J.W. 1824. *Systematische Beschreibung der bekannten europäischen zweiflügeligen Insekten.* Vierter Theil. Schulz-Wundermann, Hamburg: xii + 1–428.
- Meigen, J.W. 1830. *Systematische Beschreibung der bekannten europäischen zweiflügeligen Insekten.* Sechster Theil. Schulz, Hamburg: xi + 1–401 + [3].
- Meigen, J.W. 1838. *Systematische Beschreibung der bekannten europäischen zweiflügeligen Insekten.* Siebenter Theil oder Supplementband. Schultz, Hamburg: xii + 1–434 + [1].
- Meuffels, H.J.G. 1977. Diptères Dolichopodides paléarctiques nouveaux ou intéressants. *Bulletin des Recherches Agronomiques de Gembloux*, 11(1-2): 201–206.
- Meuffels, H. & Grootaert, P. 1990. The identity of *Sciapus contristans* (Wiedemann, 1817) (Diptera: Dolichopodidae) and a revision of the species group of its relatives. *Bulletin de l'Institut Royal des Sciences Naturelles de Belgique, Entomologie*, 60: 161–178.
- Mik, I. 1889. Zur Kenntniss der Dolichopodiden (Dipt.). *Wiener entomologische Zeitung*, 8: 305.
- Mik, I. 1890. Dipterologische Miscellen. XVI. *Wiener entomologische Zeitung*, 9: 153–158.
- Negrobov, O.P. 1973. Beiträge zur Kenntnis der Fauna Afganistans. Dolichopodidae, Diptera. *Acta Musei Moraviae*, 56–57 (1971–1972): 361–366.
- Negrobov, O.P. 1977. *Sciapus polozhentzevi* sp. n. (Diptera, Dolichopodidae) – new species from Northwestern Caucasus. *Zashchita lesa*, 2: 48–50 (in Russian).

- Negrobov, O.P. 1991. Family Dolichopodidae. In: Sóos Á. & Papp L. (eds.). *Catalogue of Palaearctic Diptera*. Vol. 7. *Dolichopodidae–Platypezidae*: 11–139. Budapest, Akadémiai Kiadó. <http://dx.doi.org/10.1016/B978-0-444-98731-0.50008-9>
- Negrobov, O.P. & Grichanov, I.Ya. 2010. A new species of the genus *Sciapus* Zeller from the Caucasus (Diptera: Dolichopodidae). *Far-Eastern Entomologist*, 29: 6–8.
- Negrobov, O.P. & Maslova, O.O. 2006. The redescrptions of types of species from the genus *Sciapus* (Dolichopodidae, Diptera) described by Th. Becker. *International Journal of Dipterological Research*, 17(1): 65–71.
- Negrobov O.P., Maslova O. O. & Selivanova O.V. 2012. A new species of the genus *Sciapus* Zeller from the Primorje (Diptera, Dolichopodidae). *Dipterists Digest*, 19 (2): 163–167.
- Negrobov, O.P. & Pont, A. 2005. Some lectotype designations in the family Dolichopodidae (Diptera) from the collections of Ferdinand Kowarz and Hermann Loew. *Dipterists Digest (Second Series)*, 12: 13–20.
- Negrobov, O.P. & Selivanova, O.O. 2006. Redescription of some Palaearctic species of the genus *Sciapus* (Dolichopodidae, Diptera) from collection of H. Loew. *International Journal of Dipterological Research*, 17(3): 157–165.
- Negrobov, O.P. & Selivanova, O.V. 2009. New species *Sciapus* Zeller, 1842 (Diptera: Dolichopodidae) from Armenia. *Caucasian Entomological Bulletin*, 5(2): 277–278.
- Negrobov, O.P. & Shamshev, I.V. 1986a. New species of the genus *Sciapus* Zeller (Dolichopodidae, Diptera) from Siberia. *Trudy zoologicheskogo Instituta Akademii Nauk SSSR*, 146: 17–22 (in Russian).
- Negrobov, O.P. & Shamshev, I.V. 1986b. *Sciapus maritimus* Becker, 1918 (Nova Acta Abh. Kaiserl. Leop. - Carol. D. Akad. Naturf., 4: 186) = *S. flavomaculatus* Ringblahl, 1949 (Opusc. entomol., 14: 162), syn. n. (Diptera, Dolichopodidae). *Vestnik zoologii*, 5: 87 (in Russian).
- Osten-Sacken, C.R. 1878. Catalogue of the described Diptera of North America. (Second edition). *Smithsonian Miscellaneous Collections*, 16, Art. 2, Publ. 270: 1–276.
- Parent, O. 1922. Contribution a la faune diptérologique (Dolichopodidés) de Belgique. *Annales de la Société Scientifique de Bruxelles*, 41 (C.r.): 238–248.
- Parent, O. 1925a. Notes synonymiques. *Encyclopédie entomologique* (ser. B, II) *Diptera*, 1: 142.
- Parent, O. 1925b. Trois Dolichopodidés nouveaux de l'Afrique mineure (dipteres). *Bulletin de la Société Royale Entomologique d'Égypte*, 9: 186–197.

- Parent, O. 1925c. Etude sur les Dolichopodidés de la collection Meigen conservées au Museum national d'Histoire Naturelle de Paris. *Encyclopédie entomologique* (ser. B, II) *Diptera*, 2, 41–58.
- Parent, O. 1926. Notes synonymiques sur les espèces de Macquart (dolichopodides). *Annales de la Société Scientifique de Bruxelles* (B), 46: 205–229.
- Parent, O. 1926. Sept especes nouvelles de Dolichopodidés européens. *Encyclopédie entomologiques* (III) *Diptera*, 1: 23–40.
- Parent, O. 1927. Dolichopodides paléarctiques nouveaux ou peu connus. *Encyclopédie Entomologique* (ser. B, II) *Diptera*, 4: 45–96.
- Parent, O. 1929. Études sur les Dolichopodidés. *Encyclopédie Entomologique* (ser. B, V) *Diptera*: 1–18.
- Parent, O. 1930. Espèces nouvelles de Dolichopodides (Diptères) conservées au Muséum National d'Histoire Naturelle de Paris. *Annales de la Société Scientifique de Bruxelles, série B*, 50: 86–115.
- Parent, O. 1932. Sur quelques Diptères Dolichopodidés, la plupart appartenant à la collection L. Oldenberg. Notes et description (Dipt.). *Stettiner entomologische Zeitung*, 93(2): 220–241.
- Parent, O. 1938. Diptères Dolichopodidés. *Faune de France* 35: 1–720. Paris, L'Académie des Sciences de Paris.
- Parent, O. 1944. Diptères dolichopodides recueillis en Chine du Nord en Mongolie et en Mandchourie par le R.P.E. Licent. *Revue française d'Entomologie*, 10(4): 121–131.
- Raddatz, A. 1873. Dolichopodiden aus Mecklenburg. *Stettiner Entomologische Zeitung*, 34: 323–334.
- Ringdahl, O. 1949. Dipterologische Notizen 6. Zwei neue Dipteran aus Schweden. *Opuscula Entomologica*, 14: 162.
- Roser, K.L.F. von. 1840. III. Beiträge zur Vaterlandskunde. Erster Nachtrag zu dem im Jahre 1834 bekannt gemachten Verzeichnisse in Württemberg vorkommender zweiflügliger Insekten. *Correspondenzblatt des Königlich Württemberischen Landwirthschaftlichen Vereins*, Stuttgart, 37(1): 49–64.
- Santos Abreu, D.E. 1929. Monografía de los dolichopodidos de las Islas Canarias. *Memorias de la Real Academia de Ciencias y Artes de Barcelona* (3), 21(17): 369–490.
- Schiner, J.R. 1862. *Die Fliegen (Diptera). I. Theil. Fauna Austriaca*. Wien, 1: 1–674.

- Sinclair, B.J. 2000. Morphology and terminology of Diptera male terminalia. Pp. 53–74. In: Papp, L. & Darvas, B. (Eds.) *Contributions to a Manual of Palaearctic Diptera (with special reference to flies of economic importance), Volume 1. General and Applied Dipterology*. Science Herald, Budapest.
- Strobl, G. 1902. [New contributions to the dipterous fauna of the Balkan Peninsula]. *Glasnik Zemaljskog muzeja Bosne i Hercegovine*, 14: 461–517 (in Serbian with brief descriptions in Latin).
- Strobl, G. 1906. Spanische Dipteren. II. *Memorias de la Real Sociedad Española de Historia Natural*, III (5a, 6a): 271–422.
- Ulrich, H. 2005. Predation by adult Dolichopodidae (Diptera): a review of literature with an annotated prey–predator list. *Studia dipterologica*, 2004, 11(2): 369–403.
- Vaillant, F. 1950. Contribution à l'étude des Dolichopodidés d'Algérie. *Bulletin de la Société d'histoire naturelle d'Afrique du Nord*, 41(5-6): 35–40.
- Van Duzee, M.C. 1933. New Dolichopidae from North America with notes on several described species. *American Museum Novitates*, 599: 1–27.
- Venturi, F. & Parrini, S. 1960. Saggio per un catalogo dei Ditteri italiani III Dolichopodidae. *Frustula Entomologica*, 3(3): 1–74.
- Wiedemann, C.R.W. 1817. Neue Zweiflügler (Diptera Linn.) aus der Gegend um Kiel. *Zoologisches Magazin*, 1(1): 61–86.
- Wiedemann, C.R.W. 1830. *Aussereuropäische zweiflügelige Insekten. Als Fortsetzung des Meigenschen Werkes. Zweiter Theil*. Schulz, Hamburg, xii + 684 p.
- Zeller, P.C. 1842. Dipterologische Beiträge. Zweite Abtheilung. *Isis* (Oken's) 1842: 807–847.
- Zetterstedt, J.W. 1843. *Diptera Scandinaviae disposita et descripta*. Officina Lundbergiana, Lundae [= Lund], 2: 441–894.
- Zetterstedt, J.W. 1855. *Diptera Scandinaviae disposita et descripta. Tomus duodecimus seu supplementum tertium, continens addenda, corrigenda & emendanda tomis undecim prioribus*. Officina Lundbergiana, Lundae [= Lund], 12: i-xx + 4547–942.
- Zetterstedt, J.W. 1859. *Diptera Scandinaviae disposita et descripta*. Officina Lundbergiana, Lundae [=Lund], 13(4): v-xvi + 4943–6190.

В серии *Приложение к журналу «Вестник защиты растений»* (ISSN 1815-3682 Print)

опубликованы следующие монографии и сборники научных работ:

Igor Ya. Grichanov. Review of Afrotropical Dolichopodinae (Diptera: Dolichopodidae). St.Petersburg, 2004.

В.Г. Иващенко, Н.П. Шипилова, Л.А. Назаровская. Фузариоз колоса хлебных злаков. СПб, 2004.

В.В. Котова. Корневые гнили гороха и вики и меры защиты. СПб, 2004.

И.Я. Гричанов, Е.И. Овсянникова. Феромоны для фитосанитарного мониторинга вредных чешуекрылых. СПб, 2005.

Igor Ya. Grichanov. A checklist and keys to North European genera and species of Dolichopodidae (Diptera). St.Petersburg, 2006.

Igor Ya. Grichanov. A checklist and keys to Dolichopodidae (Diptera) of the Caucasus and East Mediterranean. St.Petersburg, 2007.

Лаборатория микологии и фитопатологии им. А.А. Ячевского ВИЗР. История и современность. Под редакцией А.П. Дмитриева. СПб, 2007.

В.В. Нейморовец. Полужесткокрылые насекомые (Heteroptera) Краснодарского края и Республики Адыгея. Список видов. Под редакцией И.Я. Гричанова. СПб, 2010.

Фауна и таксономия хищных мух Dolichopodidae (Diptera). Сборник научных работ. Под редакцией И.Я. Гричанова и О.П. Негрובה. СПб, 2013.

В серии *Приложения к журналу «Вестник защиты растений»* (ISSN 2310-0605 Online)

опубликованы следующие монографии и сборники научных работ:

Ф.А. Карлик, И.Я. Гричанов. Фитосанитарное законодательство России. Аналитический обзор. СПб, 2013. 80 с. (Вып. 10).

В.В. Котова, О.В. Кунгурцева. Антракноз сельскохозяйственных растений. СПб, 2014. 132 с. (Вып. 11).

А.Ф. Зубков. Агробиоценологическая модернизация защиты растений. СПб, 2014. 118 с. (Вып. 12).